

Spotlight

Student's Book

Virginia Evans
Jenny Dooley
Nadezhda Bykova
Marina Pospelova

3



Cambridge Publishing



PROSVESHCHENIYE

УДК 373.167.1:811.111
ББК 81.2Англ-922
А64

Серия «Английский в фокусе» основана в 2006 году.

На учебник получены положительные заключения Российской академии наук (№ 10106-5215/432 от 01.11.2010 г.) и Российской академии образования (№ 01-5/7д-608 от 20.10.2010 г.).

Авторы: Н. И. Быкова, Д. Дули, М. Д. Поспелова, В. Эванс

Authors: Virginia Evans, Jenny Dooley, Nadezhda Bykova, Marina Pospelova

Acknowledgements

Authors' Acknowledgements

We would like to thank all the staff at Express Publishing who have contributed their skills to producing this book. Thanks are due in particular to: Meryl Phillips (Editor-in-Chief); Julie Rich (senior editor); Nina Peters and Rianna Diamond (editorial assistants); Alex Barton (senior production controller) and the Express Publishing design team. We would also like to thank those institutions and teachers who piloted the manuscript, and whose comments and feedback were invaluable in the production of the book.

Colour Illustrations: Pan, Stone.

While every effort has been made to trace all the copyright holders, if any have been inadvertently overlooked the publishers will be pleased to make the necessary arrangements at the first opportunity.

АНГЛИЙСКИЙ ЯЗЫК. 3 класс: учеб. для общеобразоват. учреждений / [Н. И. Быкова, Д. Дули, М. Д. Поспелова, В. Эванс]. — М.: Express Publishing: Просвещение, 2012. — 178 с.: ил. — (Английский в фокусе). — ISBN 978-5-09-028968-9.

Учебник является центральным звеном учебно-методического комплекта серии «Английский в фокусе» для 3 класса общеобразовательных учреждений. Отличительной особенностью УМК является модульное построение учебника, наличие аутентичного материала о России, заданий, соответствующих требованиям международных экзаменов, готовящих постепенно к итоговой аттестации учащихся за курс начальной школы. Учебник получил положительные заключения РАО и РАН на соответствие Федеральному государственному образовательному стандарту начального общего образования.

УДК 373.167.1:811.111
ББК 81.2Англ-922

Учебное издание

Серия «Английский в фокусе»

Быкова Надежда Ильинична

Дули Дженни

Поспелова Марина Давидовна

Эванс Вирджиния

Английский язык

3 класс

Учебник для общеобразовательных учреждений

Центр группы германских языков

Руководитель Центра В. В. Копылова

Зам. руководителя Центра по проектам И. Н. Темнова

Руководитель проекта Ю. А. Смирнов

Выпускающий редактор М. А. Семинев

Редакторы А. А. Каплина, Ю. А. Смирнов

Корректоры Н. Д. Цухай, И. Б. Окунева

Налоговая льгота — Общероссийский классификатор продукции ОК 005-93 - 953000. Изд. лиц. Серия ИД № 05824 от 12.09.01. Подписано в печать 16.04.12. Формат 60х90/8. Бумага мелованная. Гарнитура Прагматика. Печать офсетная. Уч.-изд. л. 25,2. Тираж 50 000 экз. Заказ № 1190.

Открытое акционерное общество «Издательство «Просвещение». 127521, Москва, 3-й проезд Марьиной рощи, 41.

Express Publishing, Liberty House, New Greenham Park, Newbury, Berkshire RG19 6HW Tel.: (0044) 1635 817 363 Fax: (0044) 1635 817 463 e-mail: inquiries@expresspublishing.co.uk <http://www.expresspublishing.co.uk>

Отпечатано в полном соответствии с качеством предоставленных издательством материалов в ДАО «Тверской ордена Трудового Красного Знамени полиграфкомбинат детской литературы им. 50-летия СССР», 170040, г. Тверь, проспект 50 лет Октября, 46.

ISBN 978-5-09-028968-9

© Express Publishing, 2012
© Издательство «Просвещение», 2012
Все права защищены

АНГЛИЙСКИЙ



в фокусе



АНГЛИЙСКИЙ ЯЗЫК

3 класс

Учебник

для общеобразовательных учреждений

Рекомендовано
Министерством образования и науки
Российской Федерации

Москва
Express Publishing
«Просвещение»
2012

Spotlight 3

Student's book

Starter Unit	Welcome back!	p. 4
Module 1	School days!	p. 9
Module 2	Family moments!	p. 25
Module 3	All the things I like!	p. 41
Module 4	Come in and play!	p. 57
Module 5	Furry friends!	p. 73
Module 6	Home, sweet home!	p. 89
Module 7	A Day off!	p. 105
Module 8	Day by day!	p. 121
Merry Christmas, everybody!		p. 138
Mother's Day		p. 140
Spotlight on Russia		p. 142
Further Reading Practice		p. 150
Further Writing Practice		p. 156
Further Speaking Practice		p. 162
Grammar Reference		p. 166
Phonetics		p. 171
Word List		p. 172

Contents

Starter Unit - Welcome back! (pp. 4-8)

Module 1 - School days! (pp. 9-20)

In this module you will...

learn, read and talk about...	learn how to...	practise...	write...
Larry and Lulu's first day at school and their new friends, numbers 1-20, school items & subjects, shapes, schools in the UK	<ul style="list-style-type: none"> identify school items spell names talk about school subjects give commands pronounce /i/ and /e/ 	<ul style="list-style-type: none"> the present simple of the verb 'to be' imperative 	<ul style="list-style-type: none"> about yourself

Now I know (pp. 22-23)

Module 2 - Family moments! (pp. 25-37)

In this module you will...

learn, read and talk about...	learn how to...	practise...	write...
family members, famous paintings, families	<ul style="list-style-type: none"> introduce family members pronounce /eɪ/ and /æ/ 	<ul style="list-style-type: none"> possessive adjectives plurals (-s) 	<ul style="list-style-type: none"> about your family

Now I know (pp. 38-39)

Module 3 - All the things I like! (pp. 41-53)

In this module you will...

learn, read and talk about...	learn how to...	practise...	write...
the children's food preferences, British favourite food	<ul style="list-style-type: none"> Identify food and drink express likes and dislikes order food pronounce /aɪ/ and /i/ 	<ul style="list-style-type: none"> the present simple some any 	<ul style="list-style-type: none"> a note to your mother

Now I know (pp. 54-55)

Module 4 - Come in and play! (pp. 57-69)

In this module you will...

learn, read and talk about...	learn how to...	practise...	write...
Larry, Lulu and Betsy's toys, things in a room, popular fairy tales, Tesco superstores	<ul style="list-style-type: none"> talk about possession identify rooms and furniture pronounce /oʊ/ and /ə/ 	<ul style="list-style-type: none"> a - an this/that - these/those the possessive case 	<ul style="list-style-type: none"> about your room

Now I know (pp. 70-71)

Module 5 - Furry friends! (pp. 73-85)

In this module you will...

learn, read and talk about...	learn how to...	practise...	write...
the children's trip to Snowdonia, animals and parts of the body, reptiles and mammals, emus	<ul style="list-style-type: none">describe parts of the bodydescribe animalsexpress abilitytalk about agepronounce /aɪ/ and /i/	<ul style="list-style-type: none">the verb 'have got'adjectivesirregular pluralsthe verb 'can'numbers 20-50	<ul style="list-style-type: none">about your or your friend's pet

Now I know (pp. 86-87)

Module 6 - Home, sweet home! (pp. 89-101)

In this module you will...

learn, read and talk about...	learn how to...	practise...	write...
Larry and Lulu's grandparents from Australia, rooms and things in a house, family crests, houses in Britain	<ul style="list-style-type: none">talk about locationpronounce /u/ and /ʌ/	<ul style="list-style-type: none">prepositions of placethere is/areplurals (-es, -ies, -ves)	<ul style="list-style-type: none">about your house/flat

Now I know (pp. 102-103)

Module 7 - A Day off! (pp. 105-117)

In this module you will...

learn, read and talk about...	learn how to...	practise...	write...
the children's activities on King's Park Day, hobbies, popular children's races in the USA	<ul style="list-style-type: none">describe actions happening nowtalk about free-time activitiespronounce /ŋ/ and /n/	<ul style="list-style-type: none">the present continuouslike + -ing	<ul style="list-style-type: none">about a day in the park

Now I know (pp. 118-119)

Module 8 - Day by day! (pp. 121-133)

In this module you will...

learn, read and talk about...	learn how to...	practise...	write...
daily routines, days of the week, time, time zones around the world, popular American cartoons	<ul style="list-style-type: none">describe daily routinestell the timepronounce /s/, /k/ and /tʃ/	<ul style="list-style-type: none">the present simple (daily routines)prepositions of time	<ul style="list-style-type: none">about what you do on Saturdays or Sundays

Now I know (pp. 134-135)

Merry Christmas, everybody! (pp. 138-139)

Mother's Day (pp. 140-141)

Spotlight on Russia (pp. 142-149)

Further Reading Practice (pp. 150-155)

Further Writing Practice (pp. 156-161)

Further Speaking Practice (pp. 162-165)

Grammar Reference (pp. 166-170)

Phonetics (p. 171)

Word List (pp. 172-177)

Welcome back!

1 Read and write their names.

Hello, I'm ^{Liam} ...
Nice to see you again!



Hello, I'm ^{Lily} ... and this is ^{Chouli} ...
Welcome back!




Hello, everyone! I'm ... !

2 Chit-Chat

Hello, Rosie! Nice to see you again!




Hello, Jake! Nice to see you too!

3  Listen and sing along!

Colour me red, colour me blue,
 Colour me a rainbow, too!
 The ducks are brown,
 The books are green,
 The pencil case is pink.
 What colour is the sun today?
 It's a yellow sun, I think!



4  Fun with colours!

Work in pairs.

Student A: Read the word.

Student B: Say the colour.

Black

Pink

Yellow

White

Brown

Pink

Green

Red

Green

Yellow

White

Blue

Black

Red

Blue

White

Yellow



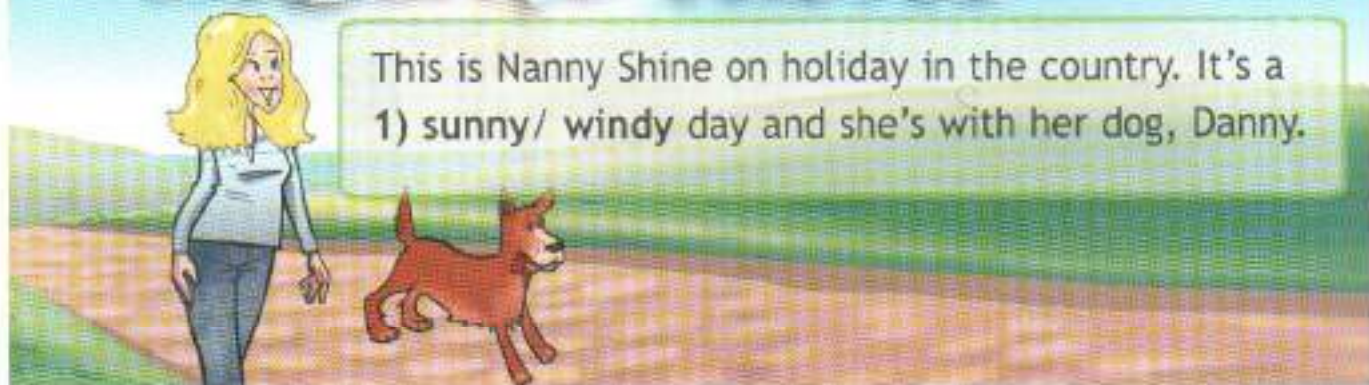
Red

b

1 Look, read and choose.



HOLIDAYS PHOTOS



2 Show holiday photos to your class and talk about them.

3 Let's play!

Everyone with brown shoes, change seats!



4 Chit-Chat

A: My name's Joyce. That's J-O-Y-C-E.

B: Hi, Joyce. What's your phone number?

A: My phone number is 567 789 091.



b

5  Let's play!

Teacher: I spy with my little eye something beginning with c.

Student: Chair!



Module 1

Units 1-2

SCHOOL DAYS!

In this module you will ...

➔ learn, read and talk about ...

- Larry and Lulu's first day at school
- school items
- school subjects

➔ practise ...

- identifying school items
- numbers 1-20
- talking about school subjects
- commands



Schools in the UK!



1 a

School again!

1 Listen and repeat.



school



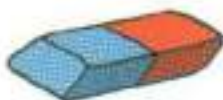
school bag



pen



pencil



rubber



ruler



book



pencil case

2 Chit-Chat

What's this?

It's a school bag!



3 Let's play!

What's your name?

M - A - Y - A



4 Listen and read.

1 Bye, Lulu! Bye, Larry!




2 Hello, Larry!



Hi, Paco. This is Lulu.

Hello, Lulu!

3 Oh, Chuckles!



Hello, Chuckles!

4 Hello, I'm Maya.
What's your name?



My name's Lulu.
This is my pet, Chuckles.

5 Hey, let's go!



6 What's this?



It's a school bag!

5 Read again and choose the names.
Lulu, Larry, Betsy, Maya, Paco, Chuckles.

1b

1  Sing along!


One, two, three, four,
Time to go to school once more!



Five, six, seven, eight,
Get your school bag, don't be late!

Nine, ten, get your pen.
Come with me, it's school again!



2  Listen and repeat. Then count and say.

11 = eleven 16 = sixteen
12 = twelve 17 = seventeen
13 = thirteen 18 = eighteen
14 = fourteen 19 = nineteen
15 = fifteen 20 = twenty

- | | | | |
|---|------|---|------|
| a | 1+8 | f | 3+5 |
| b | 3+7 | g | 9+11 |
| c | 8+7 | h | 2+2 |
| d | 10+9 | i | 9+4 |
| e | 9+5 | j | 9+2 |

a One plus eight is nine.

3 Listen and repeat.

Ee

PE is a lot of fun for me.



Ten red pens are on the desk.



4 Copy the table and complete it.

three, yellow, pen, see, we, teddy, tree, pencil, desk, she

/t/	/e/


5 Let's play!



2

a

School subjects

1  Listen and repeat.



English



Maths



Geography



PE



History



Science



Art



Music

2 Which subjects do you have at school? Are they the same or different?

We have

We don't have

3 Chit-Chat

A: What's your favourite subject?

B: Art. What about you?

A: I like Music.

4 Read and say.

1 I am Bob.

I'm Bob.

2 What's your name?

What is your name?

3 He's 12.

4 I'm in year 8.

5 What is this?

6 My name is Peter.

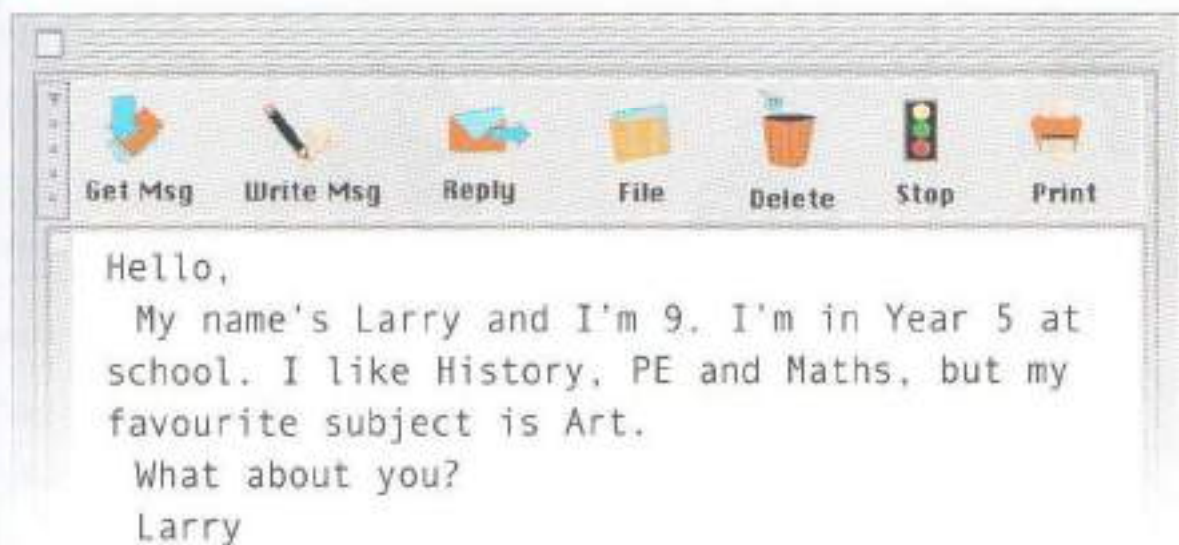
7 They are at school.

8 It's a ruler.



I am Mike.
I'm Mike.

5 Read and answer the questions.



1 How old is Larry?

2 What year is he in at school?

3 What's Larry's favourite subject?

6 Portfolio: Now write an e-mail about yourself.

7 Let's play!

A: Guess the subject!

B: Music!



2b

1 Look, read and match.



- 1 Stand up!
- 2 Sit down!
- 3 Open your book!
- 4 Close your book!
- 5 Clap your hands!
- 6 Stamp your feet!

2  Sing along!

Come on, everybody!

Come on, everybody,
Stand up, stand!
Stamp your feet
And clap your hands!

Come on, everybody,
Sit down, sit!
Clap your hands
And stamp your feet!



Fun with Numbers!



3 Read the example and have fun with numbers!

what to do

Choose a number (1-7)

Add (+) five

Add four

Take away (-) two

Add six

Take away the first number

Answer

example

7

12

16

14

20

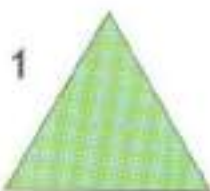
(-7)

13

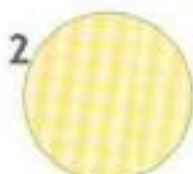
your turn!

try again with a new number

4 Match the pictures to the correct shapes.




triangle



circle



square






The TOY SOLDIER

Daddy: Here's a toy
For my little boy.
A toy soldier for you
And his jacket is blue!

William: Thank you, Daddy!
He's very nice -
He's got dark hair
And big brown eyes!



Daddy: And what have I got
For my little Rose?
A ballerina -
She can dance on her toes!

Rose: Thank you, Daddy!
She's beautiful too!
She's got a pretty pink skirt
And pretty pink shoes!



Activities Module 1

The Toy Soldier

1 Read and say **yes** or **no**.

- 1 William has got a toy soldier.
- 2 The toy soldier has got big green eyes.
- 3 The toy soldier has got a black jacket.
- 4 The ballerina can dance on her toes.
- 5 Rose has got pretty pink shoes.

2 Copy the 'Thank you' letters and complete them.

Dear ...
Thank you for my new ...
He's very nice!
Love,
...

Dear ...
Thank you for my new ...
She's beautiful!
Love,
...



Schools in the UK

1 Read and find the age.

Many children in the UK start nursery school at the age of three or four. All children start primary school when they are five and spend six years there. Some children in primary schools wear uniforms.



Name of school	Age
Nursery school	
Primary school	

Now I know

Vocabulary

1 Look and write. (15 points)

e.g.



school



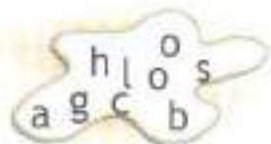
1



2



3



4



5



	15
--	----

2 Look and write. (30 points)

e.g. ¹13 ²20 ¹⁸
thirteen

³11 ⁴14

⁵15 ⁶12

	30
--	----

Grammar

3 Read and choose. (20 points)

- 1 A What your name?
B What's your name?
- 2 A What's this?
B What this?
- 3 A This my pet, Jessie.
B This is my pet, Jessie.
- 4 A It a pen.
B It's a pen.

	20
--	----

Communication

4 Read and answer about yourself. (15 points)

- 1 What's your name?
- 2 How old are you?
- 3 What's your favourite subject?




	15
--	----



Reading and Writing

5 Read and write the names of the school subjects. (20 points)

Hello,

My name's Tim. I'm in Year 6 at school.

I like 1)  ..., 2)  ..., 3)  ... and

4)  ..., but my favourite subject is 5)  ...

What about you?

Tim

	20
--	----

Total		100
-------	--	-----

Now I can ...

- 1 talk about my school
- 2 count 1-20
- 3 write about school subjects

Arthur + Rascal



Hello. My name's Arthur.



Hi! I'm Rascal. I live with Arthur.



And my name's Tricksy! I live next door!

Module 2

Units 3-4

FAMILY MOMENTS!

In this module you will ...

● learn, read and talk about ...

- family members

● practise ...

- talking about families




Families near and far!



3 a

A new member!

1 Listen and point. Then sing along.



2 Look and say.

Look! This is my grandma, Rosie!



3 Listen and read.



4 Read again and choose.

Chuckles has got a teddy/chimp.



This is my big brother. His name is Ron.

I - my

it - its

you - your

we - our

he - his

you - your

she - her

they - their

1 Read and choose.

Tom: What's this?

Sam: It's a photo of my family. Look! This is 1) my/her brother.

Tom: What's 2) his/her name?

Sam: Ron. He's ten.

Tom: Who's this?

Sam: Oh, that's my sister, Pam.

Tom: Is this 3) your/my dad?

Sam: Yes, it is. His name is Dan.

Tom: Who's she?

Sam: She's my mum. 4) His/Her name is Anna.

Tom: Who are they?

Sam: My grandma and my grandpa. 5) Your/Their names are Lara and Bob.

2 Look and say.

This is my big sister. Her name is Carin.



Carin



Stella



Winston



Anita



Errol



Simon



Bubbles

3 Listen and repeat.

Aa

A happy family is in the hat.



Take a cake, Kate.



4 Copy the table and complete it.

name, cake, flag, late, lamp, bag, table, grandma, baby, nanny

/eɪ/	/æ/

5 Let's play!

Who's she?

She's my mum.

What's her name?

Her name's Anna.



4 a

A happy family!

1 Listen and repeat.

The Shine Family



grandmother (Meg) **grandfather** (Harry) **father** (Peter) **mother** (Sara)

2 Chit-Chat

A: Who's Meg?
B: Her grandmother.



What is it? It's a toy soldier.
What are they? They're ballerinas.

3 Look, read and say.

- 1 They're yellow. What are they?
They're boats.
- 2 It's pink. What is it?
It's a ballerina.
- 3 They're blue. What are they?
- 4 It's green. What is it?
- 5 They're red. What are they?
- 6 They're brown. What are they?



4 Read and choose.

Hello, I'm 1) **Larry/Paco**. This is my mother and 2) **father/brother**. Their names are Sophia and Carlos. Hector is my big 3) **brother/sister** and Anna is my little sister. This is my grandmother and this is my 4) **mother/grandfather**. We are a happy family!



5 Portfolio: Now write about your family.

6 Let's play!

I'm Grandmother Blue. Who are you?

I'm Mr Green!



1 Say the words in the plural.

1 chair

5 candle

9 book

2 duck

6 burger

10 boy

3 bed

7 mask

11 girl

4 boat

8 banana

12 puppet

2 Say the sentences in the plural.

1 I am a boy.

2 The piano is black.

4 It is a bird.

We are boys.

3 She is a ballerina.

5 He is a teacher.

3  Sing along!**My Happy Family!**

Come to my house and see
My happy family!
My mum and dad,
My brother Brad
And my sister Rosie Lee!



My mum is very pretty,
My dad is big and tall.
Rosie Lee's a baby
And she is very small!

Come to my house and see
My happy family!
Brad is eight
And he's great!
We're as happy as can be!



Paint it Blue!




4 These are paintings by Picasso. What colour are they?
Read and choose:

a) red

b) yellow

c) blue



5 Look at the paintings again. What's the best title for each one? Read and choose.

Picture A

- 1 Boy and Dog
- 2 In the Street

Picture B

- 1 A Happy Family
- 2 Mother and Child

6 Choose one colour you like. Paint your own picture.



The TOY SOLDIER

Narrator: And now it is
The end of the day.
Time for the toys
To come out and play.


Ted: Hello, I'm Ted.
I'm a teddy bear.

Look, my friends
Are over there!
That's Dolly the doll
And Jack in his box
And Pip the puppet -
One of William's socks!



Sam: I'm Sam, the toy soldier.
How do you do?
It's very nice
To meet all of you!

Bella: And my name's Bella.
Hello, everyone!
I like it here,
It's lots of fun!



Activities Module 2

The Toy Soldier

1 Look, read and match.



- a Dolly
- b Pip
- c Sam
- d Ted
- e Bella

2 Copy and complete.

I'm Sam the How do ... ?

And my ... Bella. ..., everyone!





Families near and far!

Hello! I'm Sam Adams. I'm from the UK. Meet my family! This is my mum, Laura, and my dad, Chris. Can you see my little sister, Patti? She's only one!



This is my grandma and this is my grandpa. Their names are Jack and Becky. They live in Australia.

1 Read and say **yes** or **no**.

- 1 Sam is from Australia.
- 2 His sister is one.

- 3 Chris is his grandfather.
- 4 Jack and Becky live in the UK.

Now I Know

Vocabulary

1 Look, read and complete. (20 points)

tefdag nrarh	sretis	efhatr	rdogntr ameh	rehtbro
1 	2 	3 	4 	5 

20

Grammar

2 Read and choose. (15 points)

- 1 This is my fish. **Its/Your** name is Bubbles.
- 2 **She/Her** name is Lulu.
- 3 This is my father. **Her/His** name is Roger.
- 4 Look at **its/our** friends, Paco and Maya!
- 5 This is my grandmother. **Her/His** name is Anna.

15

3 Read and complete: **is, are**. (15 points)

- 1 It ... a book.
- 2 They ... not ducks.
- 3 ... they rubbers?
- 4 This ... not my school.
- 5 Who ... she?

15

4 Write the plurals. (10 points)

- 1 ruler 2 pen 3 book 4 rubber 5 pencil

10

Communication

5 Read and match. (20 points)

- | | |
|-------------------------|----------------------|
| 1 What's this? | a My big sister. |
| 2 Who's she? | b They're books. |
| 3 What are they? | c No, it's a teddy. |
| 4 Who's he? | d My little brother. |
| 5 Is it a little chimp? | e It's a rubber. |

	20
--	----

Reading and Writing

6 Look and read. Then write the names in your notebooks. (20 points)

Hello, I'm 1) This is my mother and father. Their names are 2) ... and 3) 4) ... is my big sister and 5) ... is my little brother. We are a happy family!



	20
--	----

Total		100
-------	--	-----

Now I can ...

- | |
|-------------------------|
| 1 talk about my family |
| 2 write about my family |



Arthur + Rascal



Episode 1



1
Come on, Arthur.
Let's go for Rascal!



2
Hello, Rascal.
Time to go home!

One, two, ... ? Quick.
Get the fish, Rascal!

Oh, good!



3
Sit, Rascal. Sit!

Oh, oh!

Huh! Well done, Rascal!



Hee, hee!

4

No! Agh!



5

Drop it, Tricky!



6



7

Good boy, Rascal!

Thanks, Arthur!

Module 3

Units 5-6

ALL THE THINGS I LIKE!

In this module you will ...

● learn, read and talk about ...

- food preferences

● practise ...

- talking about food
- ordering food



A bite to eat!



5 a

He loves jelly!

1 Listen and point. Then sing along!



Chicken with vegetables,
Ice cream and chocolate.
Water and lemonade,
Pizza with cheese on it!
Eggs in my sandwiches,
Burgers with chips:
These are just some
Of my favourite things!



2 Chit-Chat

What's your favourite food?



Pizza, yum! What about you?



3 Listen and read.

1 What's your favourite food, Maya?

2 My favourite food is chips.

Pizza, yum!
What about you?

Can I have some jelly, please?

I like chips, but I don't like burgers!
Yuk!

3 Here you are!

Thank you!

4 Do you like jelly?

No, I don't.

5 It's for Chuckles.
He loves jelly!

6 Here you are, Chuckles!
Oh no! Yuk!

4 Read again and say **yes** or **no**.

Maya likes burgers.

5b



I like pizza. He likes chicken.
 Do you like chips? Yes, I do./No, I don't.
 Does he like eggs? Yes, he does./No, he doesn't.
 I don't like burgers. He doesn't like vegetables.

1 Copy the table. Then ask your friends and complete.


Find someone who likes...

Name	Name
chicken	burgers
vegetables	eggs
ice cream	sandwiches
chocolate	chips

A: Anna, do you like chicken?

B: Yes, I do.

2 Ask and answer.



1 burgers?

Does Rascal like burgers?

Yes, he does.

2 chips?

3 vegetables?

4 eggs?

5 cheese?

6 chicken?

7 pizza?

3 Now look at the pictures again and talk about Rascal.

Rascal likes burgers, but he doesn't like chips.

4 Listen and repeat. li

I like white mice; they're very nice.

His little sister is six.



5 Copy the table and complete it.

ice cream, like, biscuits, rice, big, milk, nine, fish, kite, chicken

/a/	/i/

6 Look and find the words!



I like **EVTVGZYOVH**

VEGETABLES

I don't like **XSRXPVM**

My favourite food is **KLKXLIM**

7 Now complete about yourself.

I like

I don't like


My favourite food is

6 a

In my lunch box!

1  Listen and repeat.

Menu



2 Chit-Chat

A: Can I have some meat and potatoes, please?

B: Here you are.

A: Thank you.

3 Read and complete. Use: **some** or **any**.

- 1 She's got **some** biscuits.
- 2 They haven't got ... orange juice.
- 3 Have they got ... pasta?
- 4 He's got ... popcorn.
- 5 We haven't got ... Coke.
- 6 Have you got ... milk?
- 7 They've got ... cake.
- 8 I haven't got ... rice.



I've got some biscuits.
Have you got any milk?
I haven't got any Coke.

BUT

Can I have some milk, please?

- 4 Read and complete the shopping list for Karen.

Karen,

We've got some eggs, but we haven't got any chicken. We've got some milk, but we haven't got any ice cream. We've got some carrots and potatoes, but we need some apples and some bananas.

David



Shopping List

chicken

...

...

...

...

...

- 5 Portfolio: Now write a note for your mother.

- 6 What's in your lunch box? Choose 3 things and draw. Then talk with your friend.

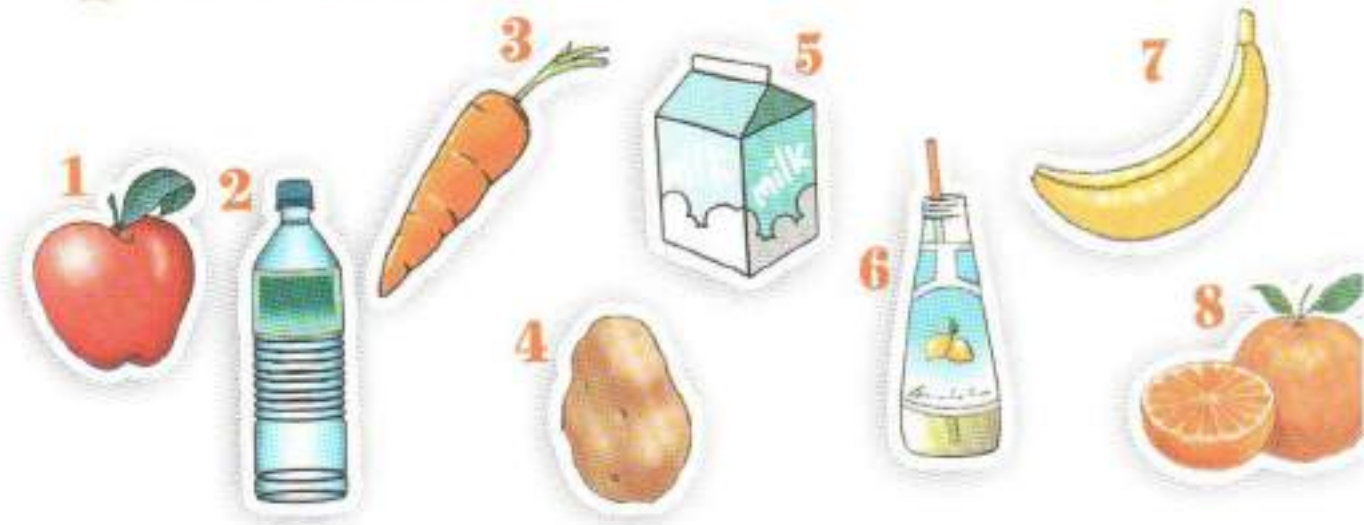


A: I've got some cheese. Have you got any cheese?

B: Yes, I've got some cheese too! / No, I haven't got any cheese.

6b

1 Fruit, vegetable or drink? Look and say.



1 An apple is a fruit.


2 Water is a drink.

2  Sing along!

I like food, I love it!

I like apples I can crunch!
I like biscuits I can munch!
I like orange juice
that I can swish,
swish, swish!

I like food, I love it!
I eat it every day;
Hot or cold,
Wet or dry,
I eat it any way!



Fun at school

Figure it out!

$$1+1=2$$

3 What's their favourite food? Read, look and find out!

- Edward likes A5.
- Penny likes E3.
- Martin likes H1.
- Lisa likes D6.
- Darell likes C4.
- Jilly likes F2.

	1	2	3	4	5	6	7	8	9
A									
B									
C									
D									
E									
F									
G									
H									
I									

4 Now write in your notebooks about yourself and your family. Use the code!

I like

My father likes

My mother likes



The TOY SOLDIER

Sam: Follow me, follow me,
March if you can!
Swing your arms,
And count to ten!


One, two,
One, two, three!

Come on, everyone,
Follow me! Follow me!

All: Hooray! Hooray!
It's the end of the day!
It's time for us
To come out and play!



Narrator: And now the day
Is here again!
The toys can't march,
Or count to ten.



Activities Module 3

The Toy Soldier

1 What's the command? Say.

- 1 ten/Count/to!
- 2 your/Swing/arms!
- 3 can/you/March/if!
- 4 me/Follow!

2 Game: Follow the leader!



A bite to eat!

1 Read and write.

A I love teatime! I have tea and 1) c... every day at 4 o'clock.



B My favourite breakfast is sausages, 2) e... and toast. Yummy!



C On Saturdays we have fish and 3) c... for lunch. There's a great fish and chip shop in our street.



2 What do you like eating? Draw 2 things and say.

I like eating



Now I know

1 Look, read and match. (20 points)

- e.g. biscuits j
- 1 eggs
 - 2 orange juice
 - 3 cake
 - 4 lemonade
 - 5 chocolate
 - 6 milk
 - 7 sandwiches
 - 8 water
 - 9 ice cream
 - 10 rice



20

2 Read and choose. (20 points)

- 1 A We doesn't like milk.
B We don't like milk.
- 2 A Does Sue likes potatoes?
B Does Sue like potatoes?
- 3 A I like chips.
B I likes chips.
- 4 A Peter, does you like rice?
B Peter, do you like rice?

20

3 Read and choose. (20 points)

- 1 We haven't got some/any eggs.
- 2 Have you got some/any cheese?
- 3 Can I have some/any meat?
- 4 I haven't got some/any cake.
- 5 We've got some/any burgers.

20

Communication

4 Read and complete: I do. Yum!, I don't. Yuk! (20 points)

A: Do you like biscuits?

B: 1) Yes, ...



A: Do you like milk?

B: 2) No, ...



A: Do you like sausages?

B: 3) No, ...



A: Do you like rice?

B: 4) Yes, ...



	20
--	----

Reading and Writing

5 Look, read and write the names in your notebooks. (20 points)

Tina



Wendy



Theo



Frank



Simon



Sam



e.g. I like chicken and carrots. **Frank**

1 I like chicken and potatoes.

2 I like pasta and vegetables.

3 I like rice and sausages.

4 I like meat and potatoes.

5 I like pizza and salad.

	20
--	----

Total		100
-------	--	-----

Now I can ...

1 talk about food

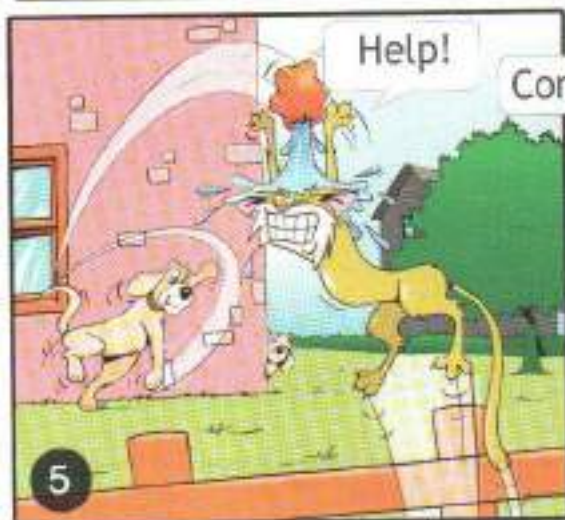


2 order food

3 talk about likes and dislikes

4 write a note

Arthur + Rascal

Episode 2



Module 4

Units 7-8

COME IN AND PLAY!

In this module you will ...

▶ learn, read and talk about ...

- Larry, Lulu and Betsy's toys
- things in a room

▶ practise ...

- talking about toys and possessions
- identifying things in a room



Tesco Superstore!



7 a

Toys for little Betsy!

1 Listen and repeat.



Lulu




2 Chit-Chat

Whose is this musical box?



It's mum's.

Listen and read.



4 Read again and answer.

Whose are Lulu and Larry's toys now?

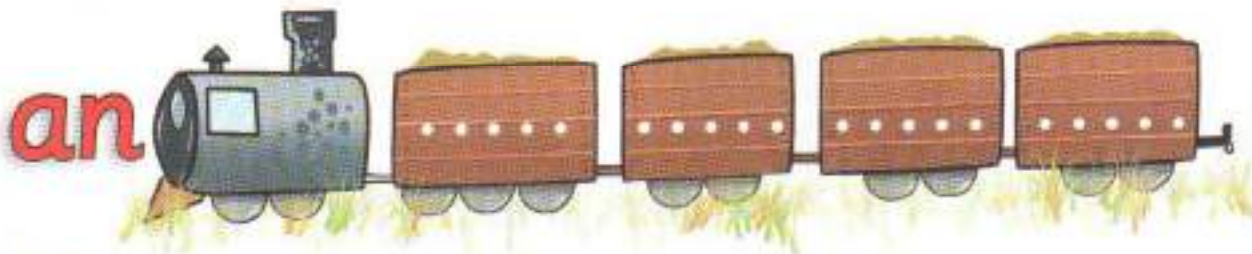
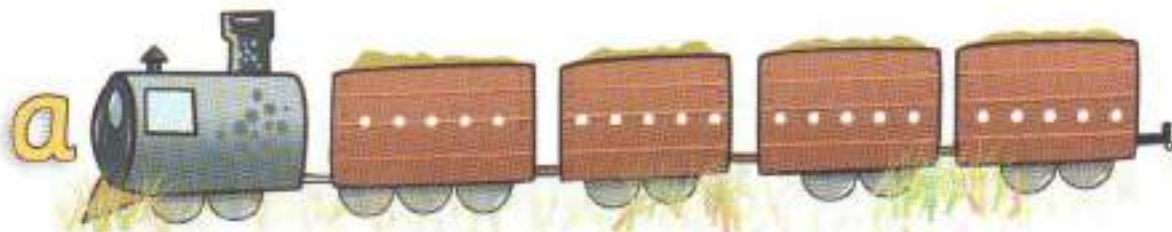
1 Put the words on the right train.
 tea set, egg, animal, pencil, ruler,
 umbrella, rocking horse, orange.



an apple



a ball



This is a doll. 



That is an elephant. 



2 Look and say. Then complete.

1 This is a tea set.



5 ... ruler.



2 ... apple.



6 ... egg.



3 ... train.



7 ... pencil case.



4 ... ball.



8 ... banana.



Listen and repeat.

.Oo

Rose, close your book and go home.



Bob, put the dog and the frog into the toy box.

Copy the table and complete it.

nose, close, frog, dog, open, hot, box, home, doll, no

/oo/	/o/

Let's play!


Whose is this?

It's Anna's.



8

In my room!

- 1  Listen and point. Then sing along!



Computer, TV, radio,
Armchair, lamp and bed.
My desk is blue and yellow
And my chair is green and red!



2 Chit-Chat

A: What's this?
B: It's a computer.

A: Whose is it?
B: It's Roy's.



This is my pen. → These are my pens.
That is my ruler. → Those are my rulers.

3 Say the sentences in the plural.

- 1 This is a table.
These are tables.
- 2 That is a desk.
- 3 That is a chair.

- 4 This is an aeroplane.
- 5 This is my brother.
- 6 That is my book.

Which picture? Read and choose.



This is Donna and Danny. This is their playroom! These are their toys. That's Danny's rocking horse. It's brown and white. This is Donna's tea set. It's red! Donna's chair is pink and Danny's chair is blue. And look at the funny radio! It looks like a yellow mouse!



5 Portfolio: Now draw your room and write about it.

6 Let's play!



A: What's in my room?
B: A bed!

1 Look, ask and answer.

1



A: What's this?

B: It's a radio.

2



A: What are those?

B: They're computers.

3



4



5



2



Sing along!

Come to my playroom!

Come to my
playroom,
Play with my toys,
Come in and play
On my rocking horse.

This is a tea set.
Ready for tea.
Come in and play
With Baby and me!



Tell me a story!



What's the fairy tale? Look and choose.

a. The Town Mouse and the Country Mouse



b. Little Red Riding Hood



c. Goldilocks and the Three Bears



d. Sleeping Beauty



3 What's the story? Read, choose and say.

'Grandma, what big ears you've got!'

'That's because I want to hear a lot!'


5 Draw a scene from your favourite fairy tale and present it to the class.




The TOY SOLDIER

Narrator: Now William and Rose
Are playing, you see -
But here comes
Mummy,
It's time for tea!

Mummy: Time for tea!
Time for tea!
Come on! Come on!
Put your toys on the
shelf
And run, run, run!



Narrator: Oh dear, poor Sam!
He's not on the shelf.
He's there by the window
All by himself!
It's windy today,
Look out! Look out!
Oh dear, poor Sam,
Can you hear him shout?



Activities Module 4

The Toy Soldier


1 Read and choose.

- 1 William and Rose are dancing/playing.
- 2 Put your radio/toys on the shelf.
- 3 Sam is by the window/shelf.
- 4 It's sunny/windy today.

2 Read and complete. Then, draw the missing toy.



On my shelf there is a c _ _ , a b _ _ _ and a teddy bear.





Tesco Superstore

- 1 What can you buy at a Tesco supermarket? Read and answer.



TESCO



Tesco supermarkets are popular in the UK. Tesco superstores sell everything for your house and family: clothes, food, furniture, electrical items, sportswear, toys and games.

- 2 Read and put the following into the correct category.

jacket, bed, lamp, cheese, skirt, ball, armchair, T-shirt, ice cream, TV, sports shoes, kite

CLOTHES

SPORTSWEAR

FOOD

TOYS

ELECTRICAL ITEMS


FURNITURE

- 3 Can you add any other items to the list?

Now I know

Vocabulary

1 Look and match. (30 points)



1 doll

2 armchair

3 tea set

4 musical box

5 elephant

6 aeroplane

7 computer

8 rocking horse


9 TV

10 desk


	30
--	----

Grammar


2 Look, read and complete: **This, That, These** or **Those**. (20 points)

1 ... is my lamp. 




4 ... is my radio. 




2 ... are my dolls. 



5 ... are my balls. 



3 ... are my chairs. 



	20
--	----

3 Read and complete: **a** or **an**. (10 points)

1 ... elephant 2 ... bed 3 ... armchair 4 ... orange 5 ... lamp

	10
--	----

Communication

4 Read and choose. (20 points)

1 A: What's this?

B: a) It's a pencil.

b) These are pencils.

3 A: What are these?

B: a) A pen.

b) Pens.

2 A: Whose is this doll?

B: a) It's Marina.

b) It's Marina's.

4 A: Whose is this?

B: a) Albert's.


b) Albert.

	20
--	----

Reading and Writing

5 Look, read and complete. (20 points)

This is my room! Look at my 1) ... rocking horse. It's very nice. Can you see my tea set? It's 2) My chairs are 3) And look at my funny radio! It looks like a 4) ... mouse!



Now I can ...

1 talk about my toys

2 name the things in my room

3 write about my room

	20
--	----

Total		100
-------	--	-----



Arthur + Rascal



Episode 3



I don't know
but it's a lot of fun!



Module 5

Units 9-10

FURRY FRIENDS!

In this module you will ...

▶ learn, read and talk about ...

- the children's trip to Snowdonia
- animals and parts of the body

▶ practise ...

- describing animals
- talking about abilities



Animals Down Under!



9 a

Cows are funny!

1 Listen and repeat.



small nose



big ears



small head



big eyes



thin legs



fat body

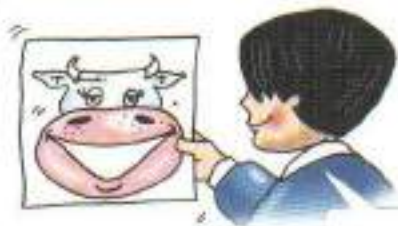


short tail



long tail

2 Look and say.



It's got a big mouth!

3 This is Poggo! Look and say.




Poggo has got a big head!

4 Draw and play!




Listen and read.



Read again and correct.

The sheep's got a thin body and fat legs.


1  Let's play! Which animal have I got? Guess!

It's got four legs and a long tail.
It's big and it's brown!



Have you got a horse?

I've got a dog.
I haven't got a cat.
Have you got a cat?
Yes, I have./
No, I haven't.

2  Listen and repeat.



man



men



woman



women



child



children



tooth



teeth



foot



feet



mouse



mice



sheep

sheep




fish



fish

3 Complete the sentences.

- 1 Chuckles has got two big ... (foot).
- 2 Baby Alex has got one small ... (tooth).
- 3 All the ... (child) in the class have got new books.
- 4 Mickey Mouse and Minnie Mouse are funny ... (mouse).
- 5 These ... (man) are from the UK.
- 6 Look! This ... (fish) is pink and green!
- 7 Is that ... (woman) your mother?
- 8 Have you got any ... (sheep) on your farm?

- 4  Listen and repeat.

Yy


My happy family can fly!



- 5 Copy the table and complete it.

fly, bye, sunny, my, windy, funny, eye, spy, happy, baby

/a/	/i/

- 6  Help Lulu with her poem! Write in your notebooks.

Bill and Ben
 Are funny 1) ...!
 They've got big teeth
 And long thin 2) ...!
 They've got three 3) ... -
 They're very nice
 And two small 4) ...
 In a big blue dish!

men

fish

mice

feet



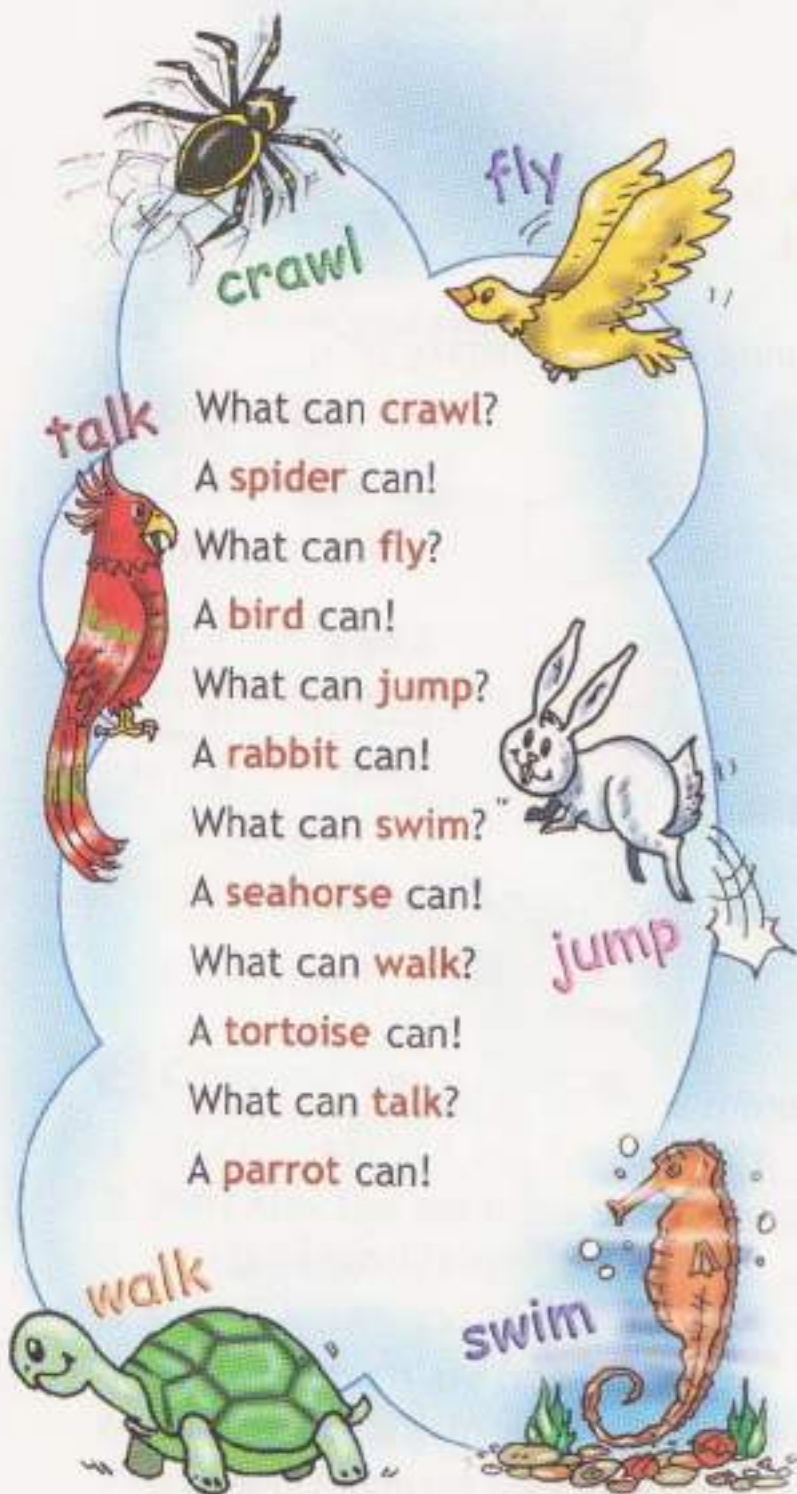
10 a

Clever animals!

1 Listen and point. Then sing and do!



Can parrots talk?
Yes, they can.
Can spiders talk?
No, they can't.



talk

What can **crawl**?

A **spider** can!

What can **fly**?

A **bird** can!

What can **jump**?

A **rabbit** can!

What can **swim**?

A **seahorse** can!

What can **walk**?

A **tortoise** can!

What can **talk**?

A **parrot** can!

walk

swim

jump

fly

crawl

2 Look and say.

1



crawl ✓
jump ✓
swim X

2



fly ✓
sing ✓
talk X

3



swim ✓
jump ✓
walk X

4



walk ✓
run ✓
fly X

1 Spiders can crawl and jump, but they can't swim.

Read and answer.



I've got a pet chimp. His name is Chuckles. He's eleven! Chuckles has got big ears and a fat body. He's very cute! Chuckles is very clever, too! He can run, jump and climb. He can dance, too! Oh, I love Chuckles!

- | | |
|---------------------------|-----------------|
| 1 How old is Chuckles? | 4 Can he climb? |
| 2 Has he got big ears? | 5 Can he swim? |
| 3 Has he got a thin body? | 6 Can he dance? |



Portfolio: Now write about your or your friend's pet.



Brainstorm! Work with your friend. You've got five minutes!



Write in your notebooks three animals that ...

- | | |
|------------------------|----------------------|
| 1 can swim. | 2 can jump. |
| 3 have got two legs. | 4 have got big ears. |
| 5 have got long tails. | 6 can climb. |

1 Listen and repeat.

20

twenty

21

twenty-one

28

twenty-eight

30

thirty

32

thirty-two

40

forty

43

forty-three

50


fifty

2 Ask and answer.



A: How old is Chuckles?

B: He's eleven!



3 Sing and do.



The Can Can Song!



Can, can you dance
Like I can?
Can you sing like I can?
Can you run
And can you jump
Like me?

Can, can you walk
Like I can?
Can you talk like I can?
Can you swim
And can you climb
Like me?

What kind of Animals?



4 Look, read and say.



lizard



mouse



horse



whale



snake



crocodile



tortoise



elephant

5 Reptile or mammal? Look again and write the names of animals below in your notebooks.



6 Draw or find a picture of a reptile and a mammal. Present them to your class.




The TOY SOLDIER

Sam: Help me! Help me!
Help me, please!
I'm here outside
With the flowers and trees!

Where am I? Where am I?
Where are my friends?
Where's Bella? Where's Ted?
Oh no! This is the end!



Ted: Come on, time to play,
I'm happy, I am!
But where's the toy soldier?
Where's our friend Sam?



Activities Module 5

The Toy Soldier

1 Read and complete. Use: **the, our, am, friends.**

1 Where I?

3 Where's toy soldier?

2 Where are my?

4 Where's friend Sam?

2 Who can help Sam? Play the game!




START



Animals Down Under!

1 Read and match.



a body

b neck

c head

d leg

2 Now, read again and answer.


This is an emu. Emus are from Australia. In Australia there are a lot of emu farms. Emus are very tall with a big body, a small head and long legs. An emu's body and legs are brown and its head and neck are blue. Emus can run very fast, but they can't fly! They eat fruit and insects. Their eggs are green! Emus are very interesting birds!


- 1 Where are emus from?
- 2 What colour is an emu's body and legs?
- 3 Can emus fly?
- 4 What colour are their eggs?


Now I know


Vocabulary

1 Read and correct. (15 marks)

e.g.  It's got a big nose.
It's got a **small nose**.

1  It's got a thin body.

2  It's got a short tail.

3  It's got a big head.

15

2 Read and complete. (15 marks)



1 _ i _ d



2 p _ _ r _ t



3 _ _ ah _ _ s _



4 t _ _ t _ _ e



5 _ a _ _ t

15

3 Write the numbers. (16 marks)

1 twenty-five 3 forty-two

2 thirty-six 4 fifty

16

Grammar

4 Look and choose. (8 marks)



1 man/men



2 child/children



3 tooth/teeth



4 mouse/mice

8

5 Look, read and complete: **can, can't, has got or hasn't got.**
(14 marks)



A spider e.g. **has got** eight legs. It 1) ... a tail. It 2) ... climb, but it 3) ... swim.

A parrot 4) ... a long tail. It 5) ... any teeth. It 6) ... fly, but it 7) ... crawl.



Communication

6 Read and answer. (12 marks)

e.g. Have you got a brother?

Yes, I have.

- 1 How old are you?
- 2 Can you dance?

- 3 Can you swim?
- 4 Do you like fruit?
- 5 Have you got a pet?
- 6 What's your favourite animal?

	12
--	----

Reading and Writing

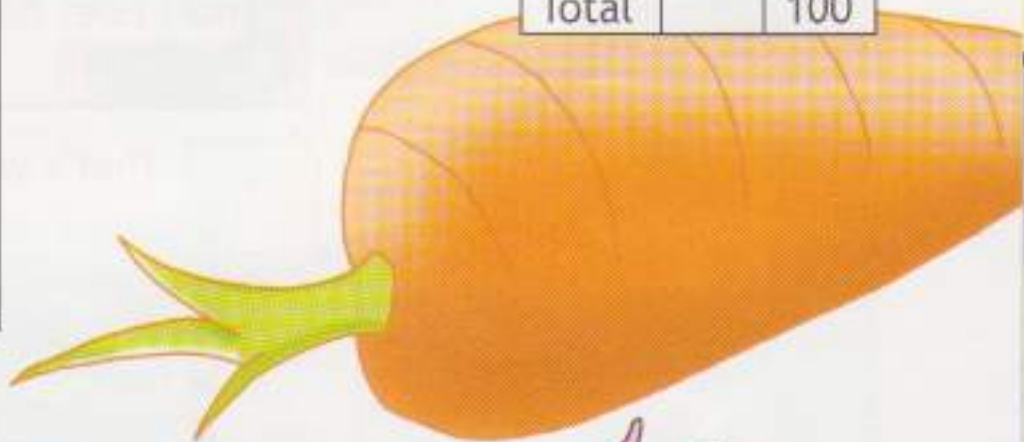
7 Read and complete. (20 marks)

I've got a pet rabbit! His name is Ronnie! He's got a fat body, long pink ears and big eyes. Ronnie can run and he can jump, too! He's very funny!

	20
--	----

Pet: e.g. rabbit Name: 1) ... Body: 2) ... , Ears: 3) ... , Eyes: 4) ... Can: run and 5) ...
--

Total		100
-------	--	-----



Now I can ...

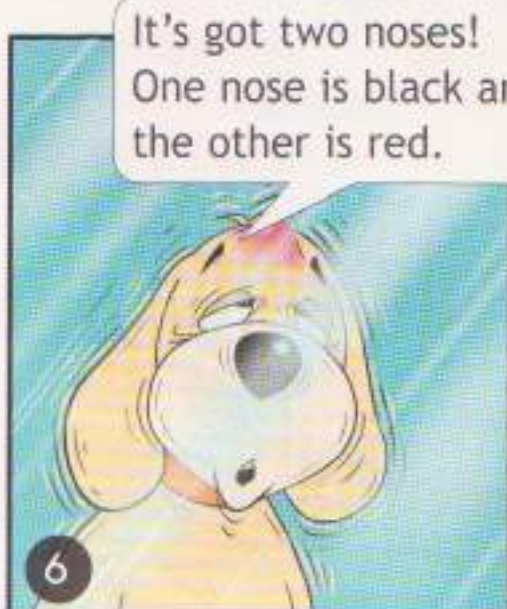

- | |
|----------------------|
| 1 talk about animals |
| 2 describe animals |
| 3 talk about ability |
| 4 write about a pet |



Arthur + Rascal



Episode 4



11a

Grandma! Grandpa!

1 Listen and point. Then sing along!

This is my **house**,
It's number two.
There's a **bedroom**, a **bathroom**
And a **kitchen** too!
In my house
There's a **living room** and in the
garden
All the flowers bloom!



2 Chit-Chat

Is Lulu in the kitchen?

No, she isn't.
She's in the bedroom.



• bathroom?



• garden?



• bedroom?



• kitchen?

3 Listen and read.

1 Grandma! Grandpa!

Hello, Larry! Where's Lulu?

She's in the bedroom.

Lulu, these presents are for you and Larry.

2

3 Hello, grandma! Hello, grandpa!

Come and see your room!

4 Thank you, Grandma!

Wow! A kangaroo!

5 Look, Larry! A koala!

6 Where's Chuckles?


Look! He's there, under the chair!

4 Read again and say **yes** or **no**.


The presents are for Chuckles.



1 Look, read and choose.



- 1 Chuckles is **in/on** the car.
- 2 Lulu is **in front of/under** the car.
- 3 Larry is **next to/behind** a tree.
- 4 Grandma is **behind/next to** Grandpa.
- 5 The food is **in/on** the table.
- 6 The ball is **under/next to** the table.

2  Look at the picture for one minute. Close your books. Answer your teacher's questions.

Teacher: Where's Chuckles?

Student: He's in the car.

- 3  Listen and repeat.

Uu

Chuckles can jump and run. Hurray, he's number 1.



- 4 Copy the table and complete it.

under, Lulu, ruler, puppet, mummy, number, blue, sun, music, computer

/u/	/N/

- 5  Let's play!

My friend's house!



12a

My house!

1 Listen, point and repeat.



2 Put these things in the picture. Now talk with your friend.



A: Where's your lamp?
 B: It's under the sofa. Where's your lamp?
 A: It's in the bath!

3 Read and choose.

- 1 This is Mary's baby/babies.
- 2 Where are the glass/glasses?
- 3 Whose is this box/boxes?
- 4 Bring me two dish/dishes.
- 5 I've got two shelf/shelves in my room.









There is a glass on the table.
There are two glasses in the cupboard.

Complete the sentences.

There **is** a **glass** (glass) on the table.
There ... two ... (sandwich) in the lunch box.
There ... two ... (shelf) in the bedroom.
There ... three ... (box) over there.
There ... four ... (dish) in the cupboard.
There ... a ... (mirror) next to the sofa.

Look, read and complete.

This is our 1)  **house**. It is a big house! There's a living room, a 2)  ..., two bathrooms and four 3)  ...
Look! There's a pink 4)  ... in the bathroom! Our living room is 5)  ... and there are two big mirrors in it. Look at all the flowers in our 6)  ... ! Our house is very nice!

6 Portfolio: Write about your house/flat.

7 Let's play!

In my house, there are two.
They are blue. They are in the living room.



1 Ask and answer.


Is there a desk in your room?
 Yes, there is./No, there isn't.
 Are there any boxes?
 Yes, there are./No, there aren't.

How many sofas are there?

There are two.

How many lamps are there?

There's only one.



2 Let's play!

Teacher: Is there a red lamp?

Student: Yes, there is.

3 Sing along!

My house is

very funny!

My new house is funny!
 There are boxes everywhere:

Boxes in the cupboards,
 Boxes on the chairs-
 Boxes on the table,
 And some under my bed!

And there are two men in the kitchen
 With boxes on their heads!



Family Crest!



4 Read and choose.

A family crest

- a) gives information about your family.
- b) is your family's favourite picture.

Today, we have all got surnames – our family name – and everyone knows which family we belong to. Long ago, by looking at a family crest, people knew your name!

5 Look at the family crest. What's the name of the family? Where does this family come from?




6 Find and draw your crest or design your own.



The TOY SOLDIER

Bella: Is he under the chair?
Is he there? Is he there?
Is he on the shelf
With the big teddy bear?

Oh, where is poor Sam?
Oh dear! Oh dear!
He's not over there,
He's not over here!



Narrator: It's sunny now,
The sky is blue,
But poor old Sam,
What can he do?
A big black dog
Comes running out,
And puts the toy soldier
In his mouth.



Activities Module 6

The Toy Soldier

1 Match the rhyming words.

- | | |
|---------|----------|
| 1 bear | a) Jack |
| 2 dear | b) there |
| 3 blue | c) here |
| 4 black | d) do |

2 Game: Where's Sam?



1 Read and match. There is one extra picture.

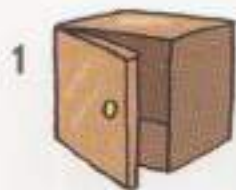


- 1 This is a cottage in the UK. Cottages are small but very pretty. Look at the garden – it's full of flowers!
- 2 There are a lot of castles in the UK. This is Windsor Castle. It's one of Queen Elizabeth's homes. Look, it's very big!

Now I know

Vocabulary

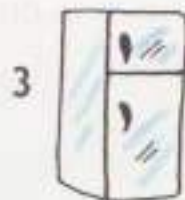
1 Look and complete. (12 marks)



c _ p _ _ a _ _



_ l _ s _



f _ _ d _ _



_ o _ _ e _

12

Grammar

2 Look, read and choose. (24 marks)



- 1 There is/are a sofa in front of/behind the window.
- 2 There is/are two cats on/under the sofa.
- 3 There is/are some books on/next to the sofa.
- 4 There is/are some glasses on/in the cupboard.
- 5 There is/are a ball under/next to the cupboard.
- 6 There is/are a lamp behind/in the books.

24

3 Write the plurals. (24 marks)

- | | | | |
|---------|---------|------------|----------|
| 1 baby | 3 shelf | 5 dish | 7 body |
| 2 glass | 4 box | 6 sandwich | 8 family |

	24
--	----

Communication

4 Read and match. (15 marks)

- | | |
|-------------------------------|-------------------|
| 1 What's in the fridge? | a An apple. |
| 2 How many cookers are there? | b In the bedroom. |
| 3 Where's Ian? | c Only one. |

	15
--	----

Reading and Writing

5 Read and write **yes** or **no**. (25 marks)

Our house is very big! There's a living room, a kitchen, three bathrooms and four bedrooms! Look! There's a blue bath in my bathroom! Our living room is yellow and there are two mirrors and a big sofa in it. Look at all the trees in our garden! Our house is very nice!



- 1 There are two kitchens.
- 2 There are four bedrooms.
- 3 The bath is blue.
- 4 The living room is yellow.
- 5 There is one mirror in the living room.

	25
--	----

Total		100
-------	--	-----

Now I can ...

- | |
|---------------------------------|
| 1 talk about things in my house |
| 2 talk about location |
| 3 write about my house/flat |

13

a

We're having a great time!

1 Listen and point. Then sing and do.



I'm **playing a game**,

With me? With me?

I'm **driving a car**.

I'm **painting a picture**,



You are! You are!

It's upside down!

I'm **making a sandcastle**,

What is it?

I'm **watching TV**.

It's the **face** of a **clown**!



2 Chit-Chat

A: What are you doing?

B: I'm making a sandcastle.

1 paint/picture

3 watch/TV

2 drive/car

4 play/game

3 Let's play!



4 Listen and read.

Are you having a good time, children?



5 Read again and answer.

What's Lulu doing?

1 Read and choose.

- 1 Sue ... the cats in the garden.
A are watching B is watching
- 2 Listen! Tom ... the piano.
A is playing B are playing
- 3 What ...? Is it an orange?
A you are eating
B are you eating
- 4 Look, Mum! I ... my face!
A 'm painting B painting
- 5 Where's Sandra? ... trees again?
A She is climbing
B Is she climbing
- 6 The children ...! They're playing!
A aren't swimming
B isn't swimming



What is Paco doing?
He is playing a game.
He is not (isn't) drawing.




Is he running? No, he isn't.
Are they singing? Yes, they are.

2 Free time! Look at the picture. Then ask and answer.



- 1 Chuckles/run?
2 Nanny/paint a picture?
3 Maya/swim?
4 Larry and Lulu/play the piano?
5 Paco/read?
- 1 A: Is Chuckles running?
B: No, he isn't. He's climbing.

3  Listen and repeat.

The king and the queen are eating chicken in the kitchen.



4 Copy the table and complete it.


green, long, ten, spring, king, run, queen, pin, sing, swing

/m/	/n/

5 What do they like doing in their free time? Look, ask and answer.



1 A: What does Cathy like doing?
B: She likes dancing.

6  Mime and ask your friends to guess!

B: Do you like dancing?
A: Yes, I do./No, I don't.

In the park!

1 What are they doing? Listen and match.



A playing soccer

- 1 Neil and Max
- 2 Debbie
- 3 Lee
- 4 Pat and Ellie
- 5 Bill
- 6 Ken



B eating a hot dog



C playing basketball

D flying a kite



E riding a bike



F wearing a mac



H sleeping



G drinking Coke

2 Read and complete.

Mum: Hello, dear! Is everything OK? What 1) **are the children doing** (the children/do)?

Dad: Well, Judy 2) ... (play) with some toys and Ben 3) ... (jump) up and down on the bed.

Mum: And the baby?

Dad: The baby 4) ... (eat).

Mum: 5) ... (you/have) a good time?

Dad: Oh, yes. I 6) ... (have) a great time!





Read and answer.

It's King's Park Day today. There are a lot of people in the park. Look! Jim is playing a game with the clown! Sally is eating an apple and her brother Sam is making a sandcastle. Jenny and Jude are painting their faces. Their mother, Sue is watching them. Can you see Paul and Tony? They are riding a horse! Everybody is having a great time!



- 1 Who is playing a game?
- 2 Who is eating an apple?
- 3 Who is making a sandcastle?
- 4 Who is riding a horse?

 Portfolio: Now draw a picture and write about a day in the park.

 Let's play!



1 Look, read and say **yes** or **no**.

- 1 There are nine children in the picture.
- 2 There is a girl on the sofa.
- 3 The girl on the sofa has got fair hair.
- 4 Two boys are dancing.
- 5 A girl is playing the piano.
- 6 A boy is singing.
- 7 Two girls are drinking Coke.
- 8 There is a boy on the table.



2



Sing along!

We're having a good time,
A fabulous, fun time!
We're painting our faces,
We're running in races,
We're having a good, good time!

We're having a good time,
A fabulous, fun time!
The park bells are ringing,
We're laughing and singing,
We're having a good, good time!


**WE'RE HAVING
A GOOD TIME!**





Rhyme Time!





3 Look, read and complete.


Macy's got a 1)  ...
And it's got a long tail.

Holly's got a 2)  ...
And its name is Gail.

Robbie's got a 3)  ...
It can jump up on his bed.

Bonnie's got a 4)  ...
It can fly on her head!

Freddy's got a 5)  ...
It can swim and swim.

And Dan has got a 6)  ...
It can run like him!

4 Now answer the questions.


- 1 Who's got a mouse?
- 2 What is Gail?
- 3 What can Robbie's rabbit do?
- 4 What can Bonnie's bird do?
- 5 What can swim?
- 6 What can Dan and his dog do?

15 a

A fun day!

1 Listen and point. Then sing along!

Monday, Monday,
It's a fun day.
Tuesday, Wednesday too!
Thursday, Friday,
They are fine days,
But Saturdays and Sundays
Are for me and you!



2 Chit-Chat

What do we do on Mondays?



We play games!

Monday	play games
Tuesday	paint pictures
Wednesday	sing songs
Thursday	make toys
Friday	have quizzes
Saturday	read stories
Sunday	watch cartoons

3 Listen and read.

1 What day is it today, children?
It's Monday!

2 What do we do on Mondays?
We play games!

3 Lulu, what colour do you want?
Blue!

4 Now, pick a card.
That one!

5 Erm... a clock!
What's got two hands, a face and numbers?

6 Well done, Lulu!
This is for you!
Oh, thank you!

4 Now read again and complete.

A clock has got ... hands, a ... and

1 Read and complete.

A: Hello, can I help you?

B: Oh, yes, please. My children want to join Playtime. What do you do every day?

A: Well, on Mondays we 1) **make toys**.

B: What do you do on Tuesdays?

A: On Tuesdays we 2)

B: Do you read stories on Fridays?

A: No, we 3) ... on Fridays. We read stories on Wednesdays.

B: I see. 4) ... on Thursdays?

A: Yes, we do.

B: Oh, good. My children love cartoons!



Playtime

Here's our programme:

Monday: make toys

Tuesday: play games

Wednesday: read stories

Thursday: watch cartoons

Friday: sing songs



2 Lulu's week! Look and say.


	MON	TUES	WED	THURS	FRI	SAT	SUN
drink milk	✓	✓	✓	✓	✓	✓	✓
play tennis			✓		✓		
watch cartoons					✓	✓	
eat vegetables	✓	✓	✓	✓	✓	✓	✓
read a story	✓	✓					



She goes to school every day.
He watches TV on Sundays.

watch → watches
fly → flies

Lulu drinks milk every day.
She plays tennis on
Wednesdays and Fridays.

3  Listen and repeat.

Chuckles and the children like chips, chocolate chakes and choke.



The chity chice are dancing in a chircle.



4 Copy the table and complete it.

children, city, juice, chair, carrot, cooker, rice, black, cheese, music, pencil, duck, chips, jacket, computer, sock

c		ck	ch
/k/	/s/	/k/	/tʃ/

5  Let's play!

What do I do on Mondays?

Do you play tennis?






On Sundays

1 Listen and repeat.

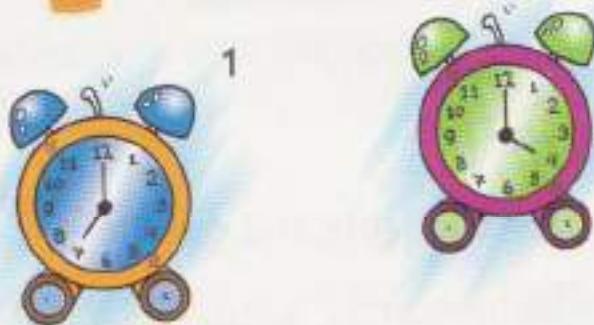


2 Now, talk with your friend.

A: What do you do in the morning?
 B: I have a shower, then I have breakfast.

in the morning 
 at night 
 at seven o'clock 

3 Listen and match. 2



get up come home



go to school
 watch TV

go to bed



4 Now, ask and answer.

A: What time do you get up?
 B: At seven o'clock.

5 Read and say **yes** or **no**.

HOORAY! IT'S SUNDAY!

Lulu's favourite day is Sunday. She gets up at ten o'clock. In the morning, she has breakfast, then she visits her grandma and grandpa. Then, at one o'clock, she comes home and has lunch with her family.


In the afternoon, Lulu watches a video or listens to music. Then, at six o'clock, it's time for supper.

In the evening, she plays games with Chuckles. They have a lot of fun!

Then, at nine o'clock, Lulu goes to bed. Sundays are happy days for Lulu!

- 1 Lulu loves Sundays.
- 2 Lulu gets up early on Sundays.
- 3 In the morning, she goes to school.
- 4 She goes to bed at ten o'clock.



- 6  Portfolio: Now write about what you do on Saturdays or Sundays.

- 7  Let's play!



1 Listen and write the days. There is one extra day.

Monday

Wednesday

Friday

Sunday

Tuesday

Thursday

Saturday



Monday



2 Sing along!

Holiday Rock



One o'clock, two o'clock,
Three o'clock's fine,
Any time; it's holiday time!

Morning, evening, noon or night!
It's holiday - the time is right!

Monday, Tuesday, Wednesday's fine,
Any time; it's holiday time!

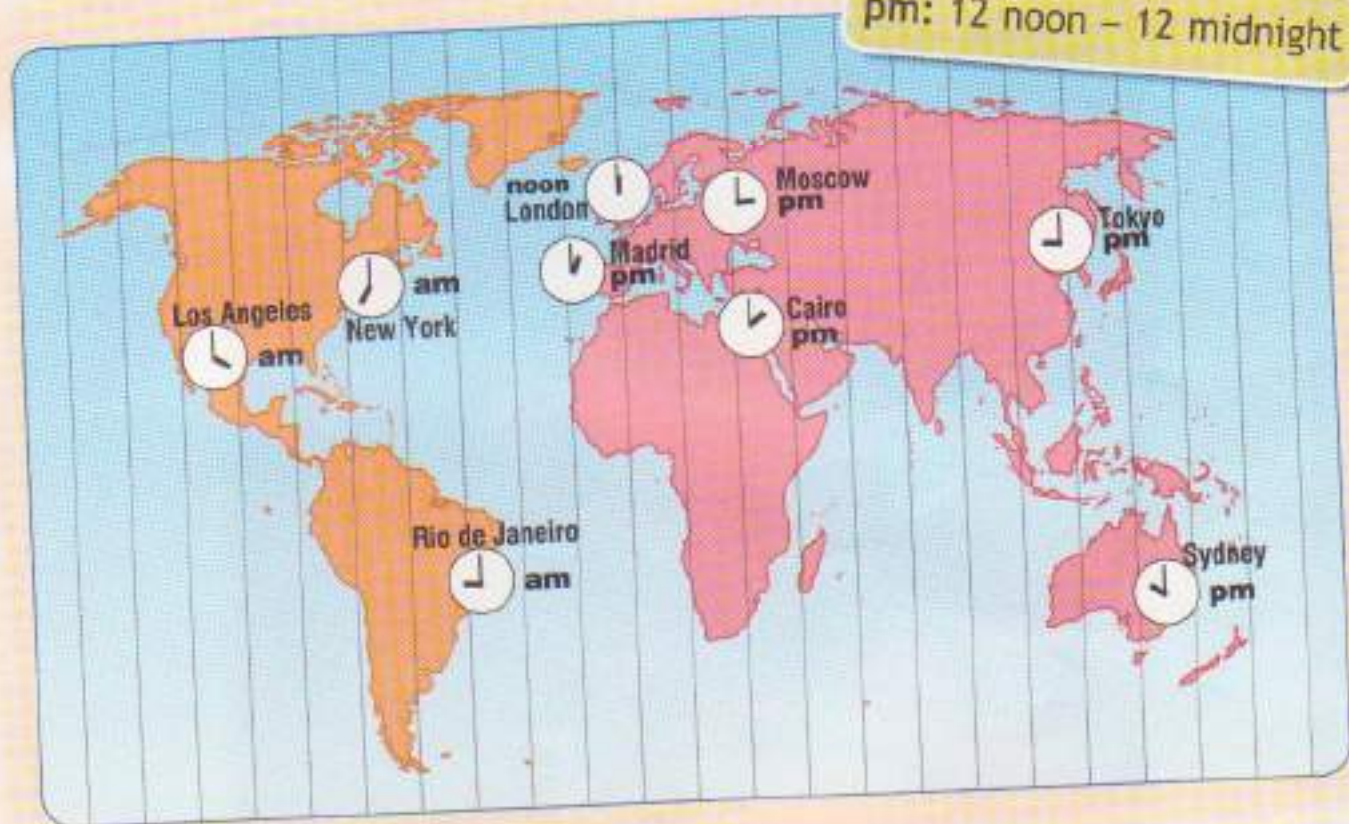


Set your Clocks!



3 Look at the map and complete the sentences.

am: 12 midnight – 12 noon
pm: 12 noon – 12 midnight



When it's 12 o'clock noon in London, it's ...

- | | |
|--------------------------|-----------------------|
| 1 ... in Moscow. | 5 ... in Sydney. |
| 2 2 pm in | 6 9 pm in |
| 3 ... in Rio de Janeiro. | 7 ... in Madrid. |
| 4 7 am in | 8 ... in Los Angeles. |

4 It is 12 o'clock noon in Moscow. Find out the times in other cities/countries where your friends and relatives live.