



Spotlight

Student's book

Virginia Evans
Jenny Dooley
Nadezhda Bykova
Marina Pospelova

4



Express Publishing



PROSVESHCHENIYE
PUBLISHERS

АНГЛИЙСКИЙ ЯЗЫК

АНГЛИЙСКИЙ В ФОКУСЕ

Учебник

для **4** класса

общеобразовательных
учреждений

Москва
Express Publishing
«Просвещение»
2007

УДК 373.167.1:811.111
ББК 81.2Англ-922
А64

Авторы: Н.И. Быкова, Дж. Дули, М.Д. Поспелова, В. Эванс
Authors: Virginia Evans, Jenny Dooley, Nadezhda Bykova, Marina Pospelova

Acknowledgements

Authors' Acknowledgements

We would like to thank all the staff at Express Publishing who have contributed their skills to producing this book. Thanks are due in particular to: Meryl Phillips (Editor in Chief); Julie Rich (senior editor); Nina Peters and Rianna Diamond (editorial assistants); Alex Barton (senior production controller) and the Express Publishing design team. We would also like to thank those institutions and teachers who piloted the manuscript, and whose comments and feedback were invaluable in the production of the book. Special thanks to Daniel and Nadia who play the parts of Larry and Lulu as well as to Nicholas and Kiki.

Colour illustrations: Pan, Stone.

Series consultants: *Seamus Murphy, John Parsons, Slava Potapchouck.*

Российские авторы выражают благодарность учителям и учащимся ГОУ СОШ №1279 и ГОУ СОШ №1971 Москвы за предоставленные фотографии и поддержку при создании раздела УМК Spotlight on Russia.

While every effort has been made to trace all the copyright holders, if any have been inadvertently overlooked the publishers will be pleased to make the necessary arrangements at the first opportunity.

Distributed in the Russian Federation, Armenia, Azerbaijan, Belarus, Georgia, Kazakhstan, Kyrgyzstan, Moldova, Mongolia, Tajikistan, Turkmenistan, Ukraine and Uzbekistan by **PROSVESHCHENIYE PUBLISHERS** and **CenterCom Ltd.**

Английский язык. Английский в фокусе: учеб. для 4 кл. общеобразоват. учреждений /
А64 [Н.И. Быкова, Дж. Дули, М.Д. Поспелова, В. Эванс]. — М.: Express Publishing :
Просвещение, 2007. — 168 с. : ил. — ISBN 978-5-09-016282-1.

УДК 373.167.1:811.111
ББК 81.2Англ-922

Учебное издание

Быкова Надежда Ильинична
Дули Дженни
Поспелова Марина Давидовна
Эванс Вирджиния

Английский язык Английский в фокусе

Учебник для 4 класса
общеобразовательных учреждений

Центр германских языков
Руководитель Центра *В.В. Копылова*
Зам. руководителя *Н.И. Максименко*
Редактор *Е.Р. Михальчук*
Компьютерная верстка *М.А. Семичева*
Корректоры *Н.Д. Цухай, И.Б. Окунева*

Налоговая льгота — Общероссийский классификатор продукции ОК 005-93—953000. Изд. лиц. Серия ИД № 05824 от 12.09.01. Подписано в печать с оригинал-макета 27.12.06. Формат 60×90^{1/8}. Бумага мелованная. Гарнитура Прагматика. Печать офсетная. Уч.-изд. л. 14,22. Тираж 30 000 экз. Заказ № 121.

Открытое акционерное общество «Издательство «Просвещение». 127521, Москва, 3-й проезд Марьиной рощи, 41.

Express Publishing Liberty House, New Greenham Park, Newbury, Berkshire RG19 6HW Tel.: (0044) 1635 817 363 Fax: (0044) 1635 817 463 e-mail: inquiries@expresspublishing.co.uk <http://www.expresspublishing.co.uk>

ОАО «Тверской ордена Трудового Красного Знамени полиграфкомбинат детской литературы им. 50-летия СССР». 170040, Тверь, проспект 50 лет Октября, 46. 

ISBN 978-5-09-016282-1

© Express Publishing, 2007
© Издательство «Просвещение», 2007
Все права защищены

Spotlight 4

Student's book

Starter Unit	Back together!	p. 4
Module 1	Family & friends!	p. 9
Module 2	A working day!	p. 25
Module 3	Tasty treats!	p. 41
Module 4	At the zoo!	p. 57
Module 5	Where were you yesterday?	p. 73
Module 6	Tell the tale!	p. 89
Module 7	Days to remember!	p. 105
Module 8	Places to go!	p. 121
Happy New Year!		p. 138
April Fool's Day!		p. 140
Spotlight on Russia		p. 142
Grammar Reference		p. 150
Phonetics		p. 158
Word List		p. 159

Contents

Starter Unit - Back together! (pp. 4-8)

Module 1 - Family & friends! (pp. 9-24)

In this module you will...

learn, read and talk about ...	learn how to ...	practise ...	write ...
Larry and Lulu meeting Uncle Harry and his family at the airport, things you have got, actions, numbers 30-100	<ul style="list-style-type: none"> describe people say where things are describe things happening now express ability pronounce the sounds /ɑ/ and /ɔ/ 	<ul style="list-style-type: none"> the verb 'have got' prepositions of place present continuous the verb 'can' 	<ul style="list-style-type: none"> about your best friend

Now I know (pp. 22-23)

Module 2 - A working day! (pp. 25-40)

In this module you will...

learn, read and talk about ...	learn how to ...	practise ...	write ...
Uncle Harry's job at the Animal Hospital, buildings, jobs, a text about Uncle Harry and his everyday life	<ul style="list-style-type: none"> talk about location describe jobs pronounce the sound /z/ describe your everyday life tell the time 	<ul style="list-style-type: none"> adverbs of frequency the verb 'have to' 	<ul style="list-style-type: none"> about one of your relatives

Now I know (pp. 38-39)

Module 3 - Tasty treats! (pp. 41-56)

In this module you will...

learn, read and talk about ...	learn how to ...	practise ...	write...
Larry and Paco making a fruit salad, food and containers, prices	<ul style="list-style-type: none"> talk about food distinguish between and pronounce the sounds /dʒ/ and /g/ buy food talk about prices 	<ul style="list-style-type: none"> much/many/ a lot of containers plurals may/may not 	<ul style="list-style-type: none"> a food quiz

Now I know (pp. 54-55)

Module 4 - At the zoo! (pp. 57-72)

In this module you will...

learn, read and talk about ...	learn how to ...	practise ...	write ...
a visit at the zoo, animals, whales and the journey they take every year, zoo rules	<ul style="list-style-type: none"> talk about animals and their usual activities distinguish between and pronounce the sounds /ɔ/ and /u/ compare animals talk about rules 	<ul style="list-style-type: none"> present simple versus present continuous the months must/mustn't 	<ul style="list-style-type: none"> about an elephant seal's journey

Now I know (pp. 70-71)

Module 5 - Where were you yesterday? (pp. 72-88)

In this module you will...

learn, read and talk about ...	learn how to ...	practise ...	write ...
Chuckles eating the cake, where people were last week, feelings	<ul style="list-style-type: none">• talk about where people were• say where you were last night• describe feelings• distinguish between and pronounce the sounds /ɑ/ and /ɔ/	<ul style="list-style-type: none">• ordinals• was/were• there was/were	<ul style="list-style-type: none">• about a scary film

Now I know (pp. 86-87)

Module 6 - Tell the tale! (pp. 89-104)

In this module you will...

learn, read and talk about ...	learn how to ...	practise ...	write ...
the Hare and the Tortoise, what people did last night, Lulu's dreams	<ul style="list-style-type: none">• talk about the past• distinguish and pronounce the sounds /d/, /t/ and /ɪd/	<ul style="list-style-type: none">• telling stories• talking about things that happened in the past• simple past (regular)	<ul style="list-style-type: none">• a story

Now I know (pp. 102-103)

Module 7 - Days to remember! (pp. 105-120)

In this module you will...

learn, read and talk about ...	learn how to ...	practise ...	write ...
people's memorable events during the year, Larry's magic moments	<ul style="list-style-type: none">• talk about past actions• describe (old) classmates• distinguish and pronounce the sounds /aɪ/, /i/ and /ɪ/	<ul style="list-style-type: none">• past simple (irregular)• superlatives	<ul style="list-style-type: none">• about their best day of the year

Now I know (pp. 118-119)

Module 8 - Places to go! (pp. 121-136)

In this module you will...


learn, read and talk about ...	learn how to ...	practise ...	write ...
countries, holiday plans, things to take on holiday	<ul style="list-style-type: none">• talk about countries• give holiday plans	<ul style="list-style-type: none">• going to• will• question words	<ul style="list-style-type: none">• a letter from holiday

Now I know (pp. 134-135)

Happy New Year! (pp. 138-139)
April Fool's Day! (pp. 140-141)
Spotlight on Russia (pp. 142-149)

Grammar Reference (pp. 150-156)
Phonetics (p. 158)
Word List (pp. 159-164)

Back together!

1  Listen and point. Then sing along!



Hello, everybody!
Back together again!
We're happy you can join us!
We hope you feel the same!



Remember Larry and Lulu?
Maya and Paco too?
And do you remember Chuckles?
They're all back here with you!



2 Introduce yourself to someone new.

A: Hi, my name's Kelly. What's your name?

B: Hello! I'm David.

A: Nice to meet you, David.



3 Read and choose. Then act out.

1 A: What's your name?

B: a) I'm Philip.

b) This is Philip.

2 A: Sandy's a nice name!

B: a) Yes, it's short for Sandra.

b) I like her too.

3 A: Do you like playing computer games?

B: a) No, I'm playing now.

b) Yes, it's fun.

4 A: Goodbye, Ron.

B: a) Oh, hello!

b) Bye. See you later.

5 A: Whose is this ball?

B: a) It's Peter.

b) It's Peter's.



4 Ask your friends. Find someone who...

	Name
can swim.	
can play soccer.	
can dance.	
can play basketball.	
can draw.	
can ride a bike.	

A: Can you swim?

B: Yes, I can swim really well. OR No, I can't./Not very well.

b

1 Listen and repeat. Then talk with your friend.

A: I've got a present for you!

B: What is it?

A: It's a CD.

B: Oh, thank you.

A: You're welcome.



2 What have you got in your schoolbag today?




In my schoolbag today, ...

3 This is a library card. Read and answer.



- 1 What's Steve's surname?
- 2 How old is he?
- 3 What year is he in?
- 4 What's his phone number?

4 Copy the shapes. Listen and colour. Then say.



The big triangle is blue.

b

5



How good is your memory? Work with a friend. You've got six minutes!



Write the names of:

- 1 four subjects.
- 2 five members of a family. (e.g. Grandma, ...)
- 3 five colours.
- 4 five food/drink items.
- 5 three things you can find in your room.
- 6 three animals that have got four legs.
- 7 three things you can find in a kitchen.
- 8 three activities you can do in the evening.



Module 1

Units 1–2

FAMILY & FRIENDS!

In this module you will ...

● learn, read and talk about ...

- Larry and Lulu meeting Uncle Harry at the airport
- Uncle Harry's family
- things that belong to you
- activities
- numbers 30–100

● practise ...

- talking about appearance and character
- talking about location
- describing actions happening now



English-speaking countries of the world



1

a

One big happy family!

1 Listen and repeat.

1 Uncle Harry



- tall
- slim
- fair hair
- funny

2 Aunt Pam



- short
- slim
- dark hair
- kind

3 Cousin Robbie



- tall
- slim
- dark hair
- friendly

2 Chit-Chat


1 A: What does Uncle Harry look like?

B: He's tall and slim and he's got fair hair.

A: What's he like?

B: He's very funny!

3 Let's play!



4 Listen and read.



He's our favourite uncle, Nanny.
He's a vet and he's very funny too.



Are these your things?



5 Read again and say yes or no.

1 Uncle Harry is in Australia now.

2 He has got a lot of pets.

1 Listen, point and repeat.



in the box
on the box

under the box
behind the box

next to the box
in front of the box

2 Uncle Harry can't find anything! Help him.

Uncle Harry: Where's my hairbrush?

Aunt Pam: It's next to the clock.

3 Read and say the word.

- 1 You can tell the time with this. **watch**
- 2 You put this on your head.
- 3 You open doors with these.
- 4 You can go very fast on these.
- 5 You wear these on your hands.
- 6 You can play music with this.
- 7 You can brush your hair with this.
- 8 You can listen to your favourite songs on these.
- 9 You can talk to your friend on this.
- 10 You can take photos with this.

4 Listen and repeat.

Mark likes playing the guitar in the park.
Paul is forty and he's very sporty.



5 Read.

ar /ɑ:/	or /ɔ:/
garden	horse
party	popcorn
dark	sport
star	short
arm	tortoise
farm	morning
Art	uniform

6 Copy, complete and read.

- | | |
|-------------|--------------|
| 1 m...rning | 5 p...rty |
| 2 ...rm | 6 t...rtoise |
| 3 h...rse | 7 unif...rm |
| 4 st...r | 8 g...rden |

7 Let's play!



In picture A, the man has got dark hair.

In picture B, the man hasn't got dark hair. He's got fair hair.

2

My best friend!

1 Listen and repeat.



2 Chit-Chat

A: What's William doing?

B: He's skiing.
He can ski really well.



Look! Bob is diving!
Is Rose diving too? No, she isn't.
Rose and Tom aren't skiing.

3 Look, read and complete.



Larry, Lulu and Chuckles are at the seaside today. The sun is 1) ... (shine). Look! What 2) ... (Chuckles/do)? He 3) ... (eat) an ice cream! Lulu 4) ... (not/eat) an ice cream. She's 5) ... (make) a sandcastle. Larry 6) ... (have) fun too. He 7) ... (dive) into the sea!

4 Read and answer the questions.

My Best Friend


by James

This is my best friend Craig. He's nine years old. Craig has got short dark hair and blue eyes. He's tall for his age and quite plump. Craig is very kind and friendly. In the picture Craig is playing soccer. He likes playing soccer in his free time. Craig is a good friend and we do a lot of things together!




- 1 Who is James' best friend?
- 2 How old is he?
- 3 What does he look like?
- 4 What's he like?
- 5 What does he like doing in his free time?

5 Now use the questions to talk about your best friend.

- 6  Portfolio: Write about your best friend.

- 7  Let's play!



1  Listen and repeat.

30

thirty

40

forty

50

fifty

60

sixty

70

seventy

80

eighty

90

ninety

100

a hundred

2 Chit-Chat

A: How old is your grandfather?

B: He's sixty-two.

3  Sing along!

One Big Happy Family!



I've got a lot of people
In my family –
There's Mum and Dad and Lulu,
There's Betsy and there's me!

One big happy family,
One big happy crew,
One big happy family,
We stick together like glue!

There's Grandma and there's Grandpa
And Uncle Harry too!
Aunt Pam and Cousin Robbie –
We stick together like glue!

Sounds like fun!



- 4 Match the sounds to the pictures: 'Boing, boing, boing!', 'Splash, splash, splash!', 'Tra-la-la!', 'Shloop, shloop, shloop!'



A



B



C



D

- 5 Complete the poem.

I'm ... ,
Shloop, shloop, shloop!
I'm playing ... ,
Boing, boing, boing!
I'm ... ,
Splash, splash, splash!
I'm ... ,
Tra-la-la!



- 6 Write your own 'sound poem'. Present it to the class.

Goldilocks and the Three Bears


Narrator: Goldilocks, a little girl,
Has big blue eyes
And golden curls.
Her mother tells her ...

Mother: Now, be good!
Don't go walking
In the wood!



Narrator: She says ...
Goldilocks: Oh, Mummy,
Please don't worry!
Narrator: But Goldilocks
Is in a hurry.

Goldilocks: The wood is nice,
The wood is cool,
I can walk there
On my way to
school.



Activities Module 1

Goldilocks and the Three Bears

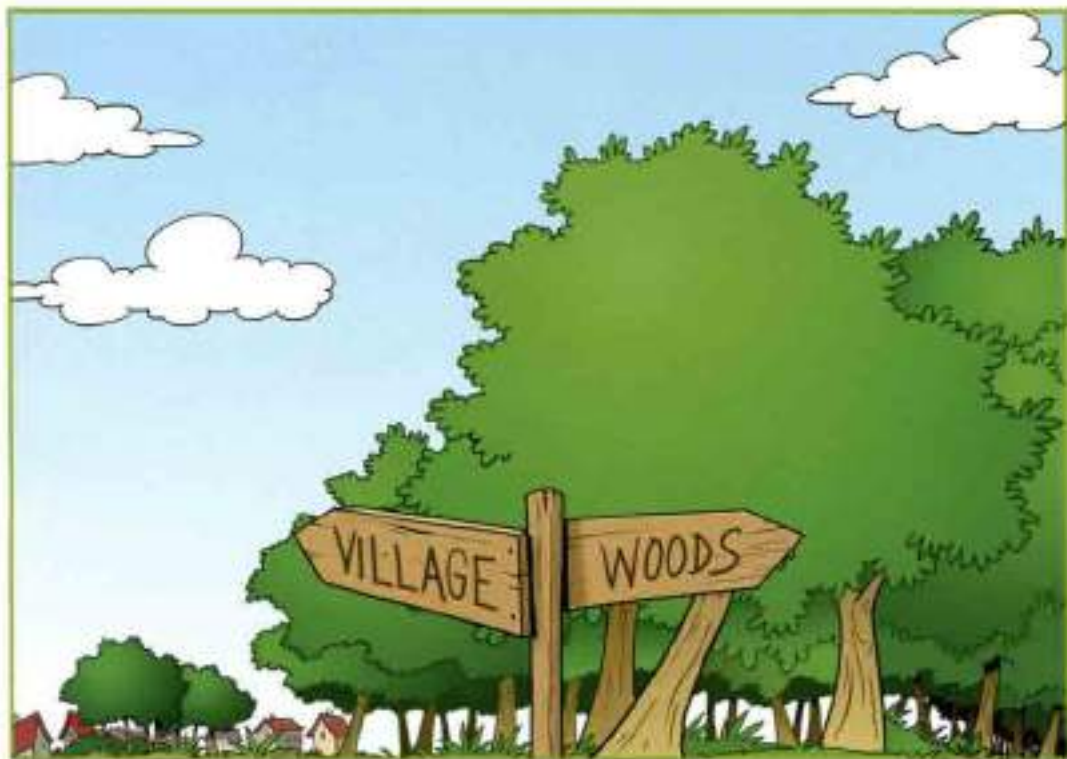
1 Complete the sentences.

- 1 Don't go walking ... the wood.
- 2 Goldilocks is ... a hurry.
- 3 I can walk there on my way ... school.

2 Read and correct.

- 1 Goldilocks has got brown eyes.
- 2 She's got dark curls.
- 3 The wood is cold.
- 4 Goldilocks can walk in the wood on her way home.

3 What can Goldilocks see in the wood? Read and choose.



- rainbow
- fridges
- birds
- cookers
- houses
- flowers
- computers
- trees
- bears
- mice

- 1 Look at the pictures. Match the capital cities to the countries. Use: the **UK**, **Ireland**, the **USA**, **Canada**, **Australia** and **New Zealand**.



Washington D.C.



Wellington



London



Canberra



Ottawa



Dublin

London is the capital of the UK.

- 2 How much do you know about English-speaking countries? Do the quiz and find out!

- 1 Which country doesn't belong to the UK?
A Ireland B Scotland C Wales
- 2 Montreal, Toronto and Vancouver are cities in
A Canada. B Ireland. C the USA.
- 3 Sidney, Melbourne and Adelaide are cities in
A Canada. B Australia. C Britain.
- 4 Auckland, the City of Sails, is in
A Australia. B Ireland. C New Zealand.
- 5 Where is Big Ben?
A Oxford B Cambridge C London



Now I know

Vocabulary

1 Choose the correct word. (10 marks)



e.g. watch/clock



1 mobile phone/camera



2 hat/helmet



3 hairbrush/keys



4 roller blades/shoes



5 gloves/coat

	10
--	----

2 Look and write. (12 marks)

e.g.



swim



	12
--	----

3 Write the numbers. (18 marks)

1 60

2 30

3 95

4 100

5 81

6 50

	18
--	----

Grammar

4 Read and choose. (16 marks)

e.g. She is /are carrying the box of chocolates.

1 He is a great cook. He is/can cook really well.

2 Look! Mary is dance/dancing!

3 Are you/Can you ride a bike?

4 Harry and Tom aren't/isn't sleeping. They're in the garden.

	16
--	----

5 Complete: **on, in, next to, behind, under.** (12 marks)



- e.g. The keys are **on** the table.
- 1 The mobile phone is ... the table.
 - 2 There are roller blades ... the chair.
 - 3 The helmet is ... the box.
 - 4 The camera is ... the box.

	12
--	----

Communication

6 Read and match. (20 marks)

- | | |
|-------------------------------|--------------------------|
| 1 What does she look like? | a She's tall and slim. |
| 2 How old is your mother? | b No, he isn't. |
| 3 Is your uncle from England? | c No, it's on the shelf. |
| 4 Have you got my CD? | d Thirty-six. |

	20
--	----

Reading and Writing

7 Look, read and say **yes** or **no**. (12 marks)



- e.g. Bob is running. **yes**
- 1 Wendy is singing.
 - 2 Jack and Steve are playing.
 - 3 Kathy is dancing.
 - 4 Jen is sailing.

	12
--	----

Total		100
-------	--	-----

Now I can ...

- | |
|---------------------------------------|
| 1 name personal items |
| 2 talk about location |
| 3 talk about activities |
| 4 say numbers 30–100 |
| 5 talk about appearance and character |
| 6 write about actions happening now |



Arthur + Rascal



Episode 1



Module 2

Units 3–4

A WORKING DAY!

In this module you will ...

➔ learn, read and talk about ...

- Uncle Harry's job at the Animal Hospital
- buildings
- jobs
- activities

➔ practise ...

- talking about location
- talking about jobs
- talking about activities
- telling the time



A day in my life!



3

The Animal Hospital

a

1

Listen and repeat.



station



garage



café



theatre



baker's



hospital



greengrocer's



post office

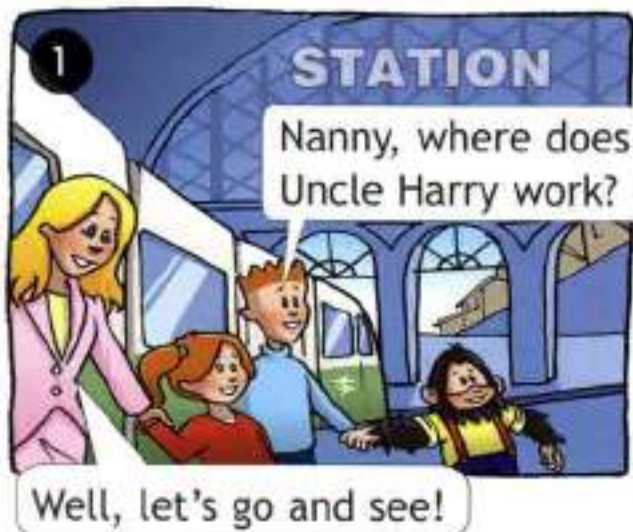
2 Chit-Chat

A: Excuse me, where's the Animal Hospital?

B: It's in Bridge Street.



3 Listen and read.



4 Where's Chuckles? Read again and choose.

A Under the chair.

B Behind the curtain.

1 Listen and repeat.



baker



greengrocer



mechanic



postman



waiter



nurse

2 Who says what? Look, read and match.

- a I wear a uniform. I serve food and drinks.
 b I wear a white uniform. I help sick people.
 c I carry a big bag. I take letters to people's houses.
 d I sell fruit and vegetables.
 e I bake bread and make cakes.
 f I work in a garage. I fix cars.

3 Chit-Chat

A: What do you do?

B: I'm a nurse. I help sick people.

A: Where do you work?

B: At a hospital.

We **always** play football on Sundays. ✓✓✓✓

We **usually** wake up late on Saturdays. ✓✓✓

We **sometimes** go to the park. ✓✓

We **never** go to school on Sundays. X

4 Read and match. Then say.

How often do you ...

wake up late?

clean your room?

play sports?

go shopping?


read a book?

wash the dishes?

walk to school?

ALWAYS
SOMETIMES
USUALLY
NEVER

I never wake up late.

5  Listen and repeat.

A girl with golden curls serves burgers on Thursday.



6 Read.

ir /ɜ:/	ur /ɜ:/	er /ɜ:/
birthday	nurse	her
circus	surfing	serve
circle	turn	
shirt	curtain	
thirty	turkey	

7 Copy, complete and read.

1 th...rty

3 s...rve

5 s...rfing

7 sh...rt

2 n...rse


4 c...rcle

6 b...rthday

8 h...r

8  Let's play!

Snap! A nurse usually works at a hospital!



4

Work and play!

1 Listen and repeat.

STONEBRIDGE SPORTS CENTRE **Join now!**

 Mondays/ Thursdays	 Wednesdays/ Fridays/ Saturdays	 Tuesdays
volleyball	tennis	badminton
 Thursdays/ Sundays	 every day	 Saturdays
baseball	table tennis	hockey



I go to the cinema **once a week**.
Gary has guitar lessons **twice a week**.
Emma washes her hair **three times a week**.

2 Chit-Chat

A: How often do they play volleyball at the sports centre?
B: Twice a week, on Mondays and Thursdays.

3 Look, ask and answer.



1 A: What time is it?
B: It's quarter to eleven.

4 Read and choose the correct word.



My Uncle Harry

by Larry

My Uncle Harry's forty years old. He's tall with fair hair and blue eyes. Uncle Harry's a vet. He 1) work/works at the Animal Hospital in Stonebridge. Uncle Harry doesn't 2) wear/wears a uniform, but he 3) wear/wears a white coat. He 4) help/helps sick animals. In his free time Uncle Harry likes 5) cook/cooking and 6) play/playing tennis. I 7) think/thinks my Uncle Harry is great!



5 Portfolio: Write about a relative.

6 All about Robbie! Let's play!



He likes reading comics!



You **have to** wear a uniform.
 He **has to** get up early every morning.
 They **don't have to** go to school on Saturday.
 Does she **have to** work at night? Yes, she **does**. /
 No, she **doesn't**.

1 Mrs Ellis is talking to Kim. Read and complete. Use **have to** or **don't have to**.

- 1 You **have to** wash the dishes. (✓)
- 2 You ... serve food and coffee. (✓)
- 3 You ... work at night. (X)
- 4 You ... wear a uniform. (✓)
- 5 You ... be polite. (✓)
- 6 You ... pay for your meals. (X)



2 Now, ask and answer.

- 1 A: Does Kim have to wash the dishes?
 B: Yes, she does.

3 Sing along!



My favourite kind of person!

Postman Pete, what's in your bag?
 A parcel or a letter?
 Postman Pete, what's in your bag?
 A card – or something better?

Oh, my postman's very special,
 He whistles and he sings!
 I wait for him each morning,
 I love the things he brings!

Postman Pete, what's in your bag?
 A postcard or a prize?
 Postman Pete, what's in your bag?
 Give me a surprise!



Fun at school

Work it out!



- 4 How many hours/days do they work?
Read, do the maths and say.



- A I'm a police officer. I work at night. I work fifty hours a week. How many hours do I work every month?

I'm an artist. I work at home. I usually work about ten hours a week. How many hours do I work every month?



- C I'm a doctor. I work 12 hours a day, six days a week. How many hours do I work every month?

I'm an actor. I only work 3 days a week. How many days do I work every month?



- 5 Find out how many hours/days these people work per week/month in your country: **teacher**, **doctor**, **police officer**.

Goldilocks and the Three Bears

Let's Sing!

Goldie, Goldie, Goldilocks
With long golden curls
Through the wood she takes a walk –
The naughty girl!

Goldie, Goldie, Goldilocks
Is as pretty as can be.
Her mother tells her every day:
“Now, listen to me!”

Goldie, Goldie, Goldilocks
With long golden curls
Through the wood she takes a walk –
The naughty girl!

Goldie, Goldie, Goldilocks
Is on her way to school.
She says “The woods look lovely”
And she breaks her mother’s rule!



Narrator: Now in the wood
There live three
bears!
Mummy, Daddy and
Baby.

Daddy: Let's take a walk.

Narrator: Daddy says ...
And Mummy says ...

Mummy: Well, maybe:

Mummy: I've got some porridge
In this pot.
It's very nice —
But it's very hot!
We can eat it
When we all return.
Let's go outside
And get some sun!



Activities Module 2

Goldilocks and the Three Bears

1 Match and say.

- | | |
|-----------|------------|
| 1 golden | a girl |
| 2 naughty | b curls |
| 3 lovely | c porridge |
| 4 hot | d woods |

2 Complete the sentences.

- 1 Mother says: "Listen ... me."
- 2 Goldilocks is a girl ... long golden curls.
- 3 Goldilocks is ... her way ... school.
- 4 Goldilocks takes a walk ... the woods.
- 5 Three bears live ... the wood.

3 Talk with your friend.

- 1 What does Goldilocks' mother tell her every day?
- 2 Where does she take a walk?
- 3 Who lives in the wood?
- 4 What do the bears have for breakfast?
- 5 Why can't they eat the porridge?



A day in my life!

My name is Danielle Pearson. I live in Wisconsin, USA. My school is called Danver Elementary School and I really like it there. School starts at 8.30. Every day we have Morning Meeting and usually start the day with a game or a song. We have a break at 10.30, and most of the students go outside. Every Thursday I have a meeting with my teacher Miss Blake to talk about my school work and projects.

We have lunch every day at 12.15. I usually eat in the school canteen. In the afternoon we usually have Art, PE or Music.

After school, at 3 o'clock, I go home and play with my little sister. Then I help my mother to cook dinner. After dinner I always do my homework and then I read or watch TV for a while. I go to bed every night at 10 o'clock.



Danielle



1 Read and complete the sentences about Danielle's day.

- 1 She starts school at
- 2 She has lunch at
- 3 She goes outside at break time at
- 4 She goes home from school at
- 5 She goes to bed at

2 Now talk about a day in your life.

Now I know

Vocabulary

1 Look, read and match. (8 marks)



e.g. He's a baker. A

1 He's a waiter.

2 He's a greengrocer.

3 She's a nurse.

4 He's a mechanic.

	8
--	---

Grammar

2 Make sentences, as in the example. (16 marks)

e.g. clown/circus/make people laugh

A clown works at a circus.

He makes people laugh.

1 teacher/school/teach students

2 greengrocer/greengrocer's/sell fruit and vegetables

3 postman/post office/take letters to people's houses

4 waiter/café/serve people

	16
--	----

3 Read and make sentences. (16 marks)

e.g. you/often/Do/read/comics?

Do you often read comics?

1 often/do/play/soccer?/

How/you

2 sometimes/Pam/Saturdays./goes/cinema/to/on/the

3 go/I/to/usually/once/park/the/week./a

4 he/wash/dishes/Does/sometimes?/the

	16
--	----

- 4 What does Betty have to do?
Read and complete.
(20 marks)

water the flowers	X
wash the dishes	✓
clean the room	✓
wash the dog	X
do her homework	✓

e.g. Betty doesn't have to water the flowers.

- Betty ... the dishes.
- Betty ... the room.
- Betty ... the dog.
- Betty ... her homework.

	20
--	----

Communication

- 5 Look, read and match.
(20 marks)

- soccer match 5.15
- volleyball match 1.15
- piano lesson 8.30
- Jenny's party 9.45

- What time is Jenny's party?
 - What time is the soccer match?
 - What time is the piano lesson?
 - What time is the volleyball match?
- a At quarter past one.
b At quarter past five.
c At quarter to ten.
d At half past eight.

	20
--	----

Reading and Writing

- 6 Read and answer. (20 marks)

Aunt Polly is a mechanic. She works at a garage in Stonebridge. Aunt Polly wears a uniform when she works. She fixes cars. A lot of people take their cars to her garage. I think my aunt Polly is great!



e.g. What does Aunt Polly do?
She's a mechanic.

- Where does she work?
- Where is the garage?
- Does she wear a uniform at work?
- Does she fix bikes?

	20
--	----

Total		100
-------	--	-----

Now I can ...

- talk about buildings & jobs
- talk about activities
- tell the time
- write about a relative



Arthur + Rascal



Episode 2



Module 3

Units 5–6

TASTY TREATS!

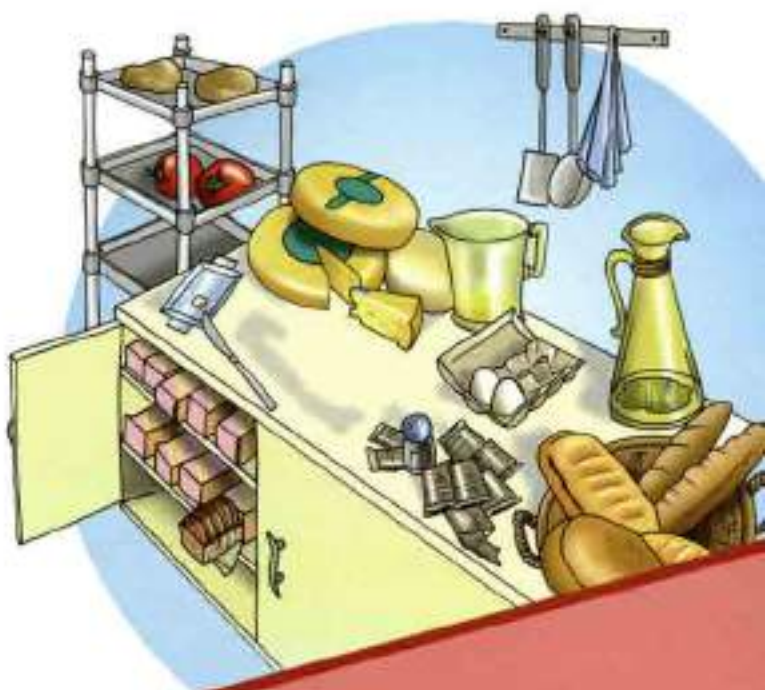
In this module you will ...

● learn, read and talk about ...

- Larry and Paco making a fruit salad
- food and containers
- prices

● practise ...

- talking about quantities
- talking about food
- buying food
- asking for, giving/refusing permission




What's for pudding?



5 a

Pirate's fruit salad!

1  Listen and repeat.



lemon



beans



mango



butter



coconut



flour



pineapple



olive oil



sugar



salt & pepper



tomato

2 Chit-Chat

Can you pass me the lemon, please?



Sure. Here you are!

3 Listen and read.

So, that's how you make a Pirate's fruit salad! Now, it's your turn!



Not many. Only two, I think.

Can you pass me the lemon, please?



Sure. Here you are!



OK! A lot of sugar!



It looks great!



Oops! There isn't any sugar in it, but there's a lot of salt!

4 What's wrong with Larry's salad? Read again and complete.

There's a lot of ... in it.

1 Read and complete.

- 1 ... oranges are there in the bag?
- 2 ... butter is there in the fridge?
- 3 ... bread is there on the table?
- 4 ... eggs are there in the box?
- 5 ... potatoes are there in the cupboard?



How many mangoes are there?
A lot!/Not many!
How much sugar is there?
A lot!/Not much!

2 Look, ask and answer.


- 1 bread?
- 2 olive oil?
- 3 eggs?
- 4 cheese?
- 5 lemon juice?
- 6 potatoes?
- 7 tomatoes?
- 8 butter?
- 9 pepper?
- 10 biscuits?



- 1 A: How much bread is there?
B: A lot!

3 How good is your memory? Close your book and talk with your friend.

There is a lot of bread.

4  Listen and repeat.

In the magic garden there are lots of oranges on the green mango tree.



5 Read. Then put the words **Geography**, **good**, **garden**, **sausage** in the right column.

/dʒ/	/g/
fridge	mango
orange	egg
magic	sugar
gym	green

6  Let's play 'Fruit Salad'!



6 a

Make a meal of it!

1 Listen and repeat.




£1 = one pound
85p = eighty-five pence/p
£1.20 = one pound twenty (pence)


a **packet** of biscuits  £1.09

a **jar** of jam  £1.10

a **bar** of chocolate  £1.15

a **carton** of milk  95p

a **kilo** of potatoes  £2.15

a **bottle** of Coke  79p

a **loaf** of bread  89p

a **tin** of beans  67p

2 Chit-Chat

A: Can I have a packet of biscuits, please?

B: Yes, of course. Here you are. That's one pound nine pence, please.



We've got a **lot of** sugar.

We've got a **lot of** beans.

We haven't got **much** sugar.

We haven't got **many** beans.

Have we got **much** sugar?

Have we got **many** beans?

3 Read and choose.

1 There are a **lot of**/much tomatoes in the salad.

2 Do we need **much**/many bread?

3 I take **many**/a lot of sugar in my tea.

4 There aren't **much**/many eggs in the fridge.

5 There's **much**/a lot of sugar in the cake.

6 Have you got **much**/many mangoes?

4 How much do you know about food around the world?

Food Quiz

1 At an Australian barbecue, **snaggers** are very popular. What are they?

- A burgers B potatoes
C sausages

2 What's another name for chips?

- A French fries
B American fries
C English fries

3 Where is **Cheddar** cheese from?

- A France B Spain
C England

4 In Italy, when you order a cappuccino, they bring

- A coffee. B lemonade.
C milk.


5 If an American is eating a cookie, he's eating a

- A cake. B biscuit.
C sandwich.

6 In Japan, they eat sushi. What is it?

- A meat B rice
C fish



5  Portfolio: Write a food quiz!

6  Word Chain! Let's play!

Butter!



Rice!





May I leave the table?
Yes, you may./No, you may not.

1 Read and match. Then act out.

- 1 May I have some more potatoes, please?
- 2 May I ask my friend to come for dinner, please?
- 3 May I wash my hands, please?
- 4 May I eat my lunch in the living room, please?
- 5 May I taste the apple pie, please?

- A Not yet. It's still very hot!
B Yes, the bathroom's down the hall.
C No, you may not. Eat it in the kitchen, please.
D Of course you may. What's her name?
E Sure, here you are.

2 Sing along!



All over the world!

Fish and chips is English,
Sushi's Japanese.
Pizza is Italian,
So is mozzarella cheese!

All around the world
People love to eat.
All around the world
Food is such a treat!

In Spain they eat paella,
In China they eat rice.
The Russians think potatoes
Are really, really nice!



On the shelf!

3 What kind of food: dairy, meat, fruit or vegetable? Read and say.



yogurt



onion



chicken



beef



cheese



milk



carrot



banana




potato



lamb



mango



cherry

1 yogurt – dairy

4 On my shelf. Draw a shelf with your favourite drinks and snacks on it.

Goldilocks and the Three Bears

Narrator: Now, to the house
Comes Goldilocks
And on the door
She gives three knocks!

Goldilocks: No one home.
Narrator: She says ...
Goldilocks: What luck –
I'll go inside
And have a look!



Goldilocks: Yum!
Narrator: She says ...
Goldilocks: I want some porridge
Yuk, not this –
And this one's horrid!

Goldilocks: But this one here
Is very good –
And porridge
Is my favourite food!



Activities Module 3

Goldilocks and the Three Bears

1 Guess the words.

- mohe
- rivoufate
- odor
- ridropge
- seuho

2 Read and choose.

- 1 Goldilocks comes to the **school/the house**.
- 2 She gives **2/3** knocks on the door.
- 3 She goes **inside/outside**.
- 4 Her favourite food is **porridge/salad**.

3 How to make porridge. Read and put the pictures in the correct order.



Heat and stir for 5 minutes.



Put water and porridge oats in a pot.



Eat it with sugar or honey.



Add some milk and a little salt.

• Try it at home. It's yummy!




What's for pudding?

1 What is pudding? Read and choose.

a dessert

b dinner

Many British families follow their main evening meal with a dessert, or pudding as some people call it. Most puddings only need simple ingredients such as flour, fruit, milk, bread, eggs, sugar and butter. One question you almost always hear at dinner time is "What's for pudding, Mum?"



2 Can you name at least two ingredients for each pudding below? Check your answers with your teacher.

A



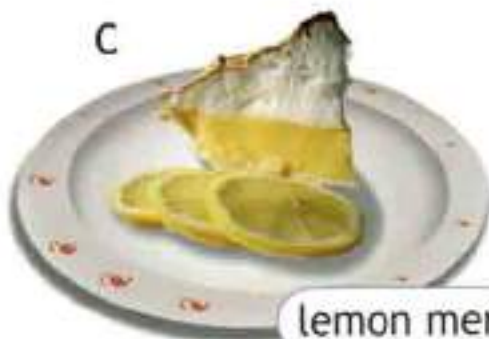
bread pudding

B



jam tart

C



lemon meringue

Now I know

Vocabulary

1 Look, read and choose. (18 marks)

e.g.



- A bread
B beans

1



- A flour
B sugar

2



- A olive oil
B lemonade

3



- A salt
B pepper

4



- A biscuit
B butter

5



- A coconut
B mango

6



- A pineapple
B orange

18

Grammar

2 Choose the correct word.
(20 marks)

- We don't need **much/many** sugar.
- Do we need **many/much** mangoes for the fruit salad?
- There isn't **many/much** butter left in the fridge.
- There are **a lot of/much** oranges in the basket.
- How **much/many** bread have we got?

20

3 Read and match. (30 marks)

- May I have a piece of that cake, please?
 - May I leave the room, please?
 - May I use your phone?
 - May I bring my sister to your party?
 - May I eat my dinner in the living room, please?
 - May I have a pen, please?
- A No, you may not. You can eat it in the kitchen.
B Here you are.
C Not yet. It's still very hot!
D Yes, but don't be too long.
E Yes, of course.
F Of course you may. What's her name?

30

Communication

4 Look, read and complete.
(12 marks)

e.g. A: Can I have a **carton of milk**, please?

B: Here you are. That's **one pound**, please.



1 A: Can I have a ..., please?

B: Here you are.
That's ..., please.



2 A: Can I have a ..., please?

B: Here you are.
That's ..., please.



3 A: Can I have a ..., please?

B: Here you are.
That's ..., please.



	12
--	----

Reading and Writing

5 Look, read and say **yes** or **no**.
(20 marks)



e.g. There is a lot of bread. **yes**

- 1 There are a lot of tomatoes.
- 2 There is a lot of olive oil.
- 3 There are a lot of biscuits.
- 4 There are a lot of eggs.
- 5 There is a lot of butter.

	20
--	----

Total		100
-------	--	-----

Now I can ...



- 1 talk about food
- 2 buy food and say prices
- 3 ask for, give/refuse permission
- 4 write about food



Arthur + Rascal



Episode 3



Module 4

Units 7–8

AT THE ZOO!


In this module you will ...

● learn, read and talk about ...

- a visit to the zoo
- animals
- months
- whales and their journey every year
- zoo rules

● practise ...

- talking about animals and their actions
- months
- talking about rules




A walk in the wild!



7 a

Funny animals!

1 Listen and point. Then sing along!



When I'm at the zoo,
What do I see?
Lots of funny animals
Looking at me.


I see a tall **giraffe**,
Eating from a tree.
I see a silly **monkey**,
Laughing at me.
I see a clever **dolphin**,
Swimming in the sea.
I see a little **seal**,
Clapping one, two,
three!

I see a lazy **lizard**,
Sitting in the sun.
I see a big **whale**,
Having lots of fun.
I see a baby **hippo**,
Learning how to run.
And one **crocodile**,
Crying on its own!

2 Chit-Chat

- A: Look at the giraffe!
B: Oh, yes! It's eating from a tree!

3 Listen and read.



4 Read again and answer.

What do the seals always do at lunchtime?

- A They swim. B They clap.



Look! She's playing the piano.
She always plays the piano in the evenings.

1 Look, ask and answer.

1



clap/lunchtime

2



have lunch/1 o'clock

3



have a bath/afternoon

4



play/morning

1 A: What are the seals doing?

B: They're clapping. They always clap at lunchtime.

2 Read and put the sentences in the right order.

1 A: What are you doing?

B: Oh yes! I think they're great!


A: Look at that picture – the dolphin is catching a fish!

B: I'm reading a book about dolphins.

6 B: Of course! Dolphins eat fish, you know.

A: Really? Do you like dolphins?



3  Listen and repeat.

Have a good look at the cookery book!
Let's go to the zoo after school. It's cool.



4 Read. Then put the words **wood**, **school**, **book**, **too** in the right column.

oo /ʊ/	oo /u:/
good	zoo
look	afternoon
cook	room
foot	cool

5  Let's play!



8 a

Wild about animals!

1  Listen, point and repeat. Then put the months in the right order.

2 Chit-Chat

A: When's your birthday?

B: It's in March.


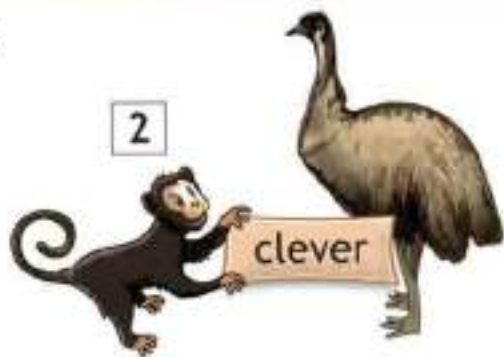


Parrots are smaller than pandas.
 small – smaller funny – funnier good – better
 nice – nicer big – bigger

3 Look, read and say.



Whales are bigger than dolphins.



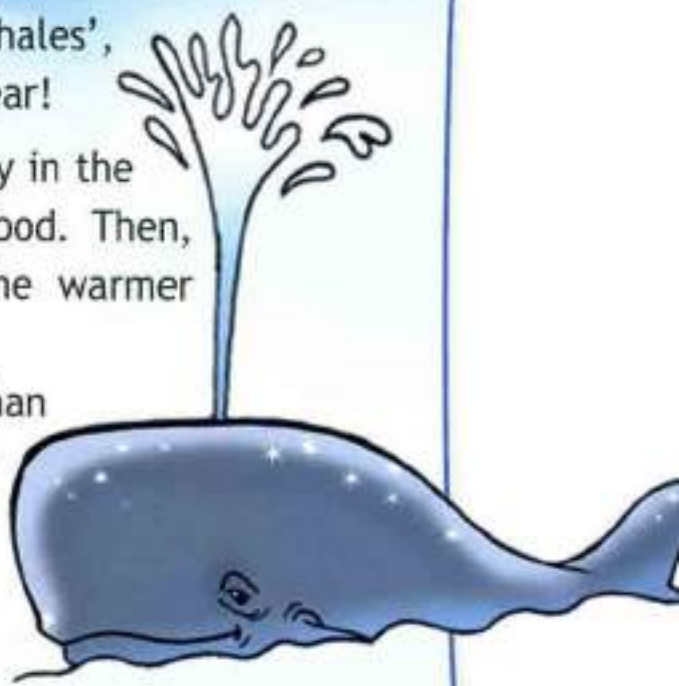
4 Read and answer.

A Whale of a Time!


Grey Whales, often called 'friendly whales', make the same amazing journey every year!

From April to November the whales stay in the cold waters of the Arctic looking for food. Then, from December to April they go to the warmer waters of Mexico to have their babies!

The Grey Whale travels more miles than any other mammal on earth. They don't need tickets, passports or suitcases – and I'm sure they all have a whale of a time!




- 1 What are Grey Whales often called?
- 2 Where are the whales from April to November?
- 3 How many months do they stay in Mexico?

5  Portfolio: Write about an elephant seal's journey.
(See Workbook, p. 89.)

6 Be a poet! Read and complete.

The ... comes in April.
It sings its song in
In ... it changes tune
And in July it ... away!





You must feed dogs every day.
You mustn't give dogs any sweets.

1 Look and say. Use **must** or **mustn't**.

ZOO RULES



1 You mustn't feed the animals.

2 School rules. Read and choose.

- 1 You can't/don't have to run during the break.
- 2 I can/have to wear a uniform at school. All children wear one.
- 3 You're in the library. You may/must be quiet.
- 4 Mr Green, may/must I ask you a question?
- 5 You mustn't/don't have to go to school on Sunday.
- 6 May/Have I come in, please?

3  Sing and do!



The **YELLOW** Giraffe!

The yellow giraffe
Is as tall as can be.
It can eat the leaves
From a very tall tree!
It's got a long neck
And long legs too.
And it can run faster
Than me or you!

Animal tastes!



- 4 What are **herbivores**, **carnivores** and **omnivores**?
Read and find out.

Animals are either herbivores, carnivores or omnivores.

- A herbivore eats only plants.
- A carnivore eats meat from animals.
- An omnivore eats meat and plants – usually fruits and vegetables.

- 5 Look and match.

A **Herbivore**
B **Carnivore**
C **Omnivore**

- 6 Draw or find a picture of a herbivore, carnivore and omnivore. Present it to the class and talk about it.

Goldilocks and the Three Bears

Let's Sing!

Please put my porridge
In a pretty little pot.
I like it for my breakfast
And I like it nice and hot.

Porridge oats, porridge oats
As tasty as can be.
Porridge oats, porridge oats
The only food for me!



Narrator: Then she sits
Upon a chair.

Goldilocks: Oh no! Not this one –
That one there!
It's nice and small –
Not big at all!

Narrator: But then, poor Goldie
Has a fall.



Activities Module 4

Goldilocks and the Three Bears

1 Choose the correct answer.

- 1 What does Goldilocks like for breakfast?
a) burgers b) porridge
- 2 How does she like her porridge?
a) hot b) cold
- 3 Which chair does she like?
a) the big one b) the small one

2 What's your favourite hot meal? Replace the words in bold to make your own poem.



Please put my **burgers**
In a pretty little pot.
I like **them** for my **dinner**
And I like **them** nice and hot!

Burgers, burgers,
As tasty as can be.
Burgers, burgers,
The only food for me!





A walk in the wild!

1 Read and answer.

Pine Walk Koala Park

TREAT YOURSELF TO A SPECIAL DAY OUT!

In Pine Walk Koala Park you can:

- Hug a cute koala anytime of the day!
- Feed friendly kangaroos and emus!
- Walk around the beautiful forest in the park!
- Have a picnic by the side of the river!
- Meet some fun-loving Australians!

Opening Times: 8:30 am – 5:00 pm

Cost: Adult \$15

Child \$11

WE HOPE TO SEE YOU SOON!



- 1 Which animals can you see in the park?
- 2 Where can you have a picnic?
- 3 Who can you meet?
- 4 What time is the park open?
- 5 How much is it for a child?

Now I know

Vocabulary

1 Look and match. (8 marks)



- a whale
- b dolphin
- c seal
- d giraffe
- e crocodile
- f hippo
- g lizard
- h monkey



8

2 Read and complete. (24 marks)

e.g. January, 1) ... , March,
2) ... , 3) ... , June, July, 4) ... ,
September, 5) ... , 6) ... ,
December

24

Grammar

3 Read and choose. (15 marks)

- 1 Pam always **is watching/** watches TV in the evening.
- 2 Gary and Diane never **go/are** going to school together.
- 3 Frank is in his room now. He **reads/is reading** comics.
- 4 Do they usually **play/** Are they usually playing basketball in the park?
- 5 Where's Alan? **Is he sleeping/** Does he sleep?

15

4 Read and complete. (15 marks)

e.g. A dolphin is **cleverer** (clever) than a whale.

- 1 An elephant is ... (short) than a giraffe.
- 2 A kangaroo is ... (big) than a lizard.
- 3 A tiger is ... (tall) than a dog.
- 4 A hippo is ... (fat) than a seal.
- 5 A monkey is ... (funny) than a parrot.

15

5 Read and choose. (12 marks)

- 1 You **must/mustn't** eat with your hands.
- 2 You **must/mustn't** do your homework.
- 3 You **must/mustn't** go to bed late.
- 4 You **must/mustn't** help your mum.

	12
--	----

Communication

6 Read and choose. (16 marks)

- 1 **A:** Jane is playing volleyball!
B: a) Yes, she loves volleyball.
b) Yes, she does.
- 2 **A:** Do you always go shopping on Saturdays?
B: a) I'm going out on Saturdays.
b) Not every Saturday.
- 3 **A:** Are you listening to me?
B: a) Yes, I am.
b) Yes, I do.
- 4 **A:** What is he doing?
B: a) He swims in the sea.
b) He is swimming in the sea.

	16
--	----

Reading and Writing

7 Read and complete. (10 marks)

Hippos are very big animals. They live in Africa. They are very fat, and can be 3,000–4,500 kilos! Hippos have their babies during the rainy months of October and April. They sleep most of the day and eat at night. They eat grass and live for about 40 years.

- name: e.g. hippo
lives in: 1) ...
has babies in: 2) ... and 3) ...
eats: 4) ...
lives for: 5) ...



	10
--	----

Total		100
-------	--	-----

Now I can ...

- 1 talk about animals
- 2 name the months
- 3 talk about rules
- 4 write about animals



Arthur + Rascal



Episode 4



Module 5

Units 9–10

WHERE WERE YOU YESTERDAY?

In this module you will ...

● learn, read and talk about ...

- Chuckles eating Mum's cake
- feelings
- where people were last week

● practise ...

- talking about birthdays
- talking about feelings
- talking about where people were



Birthday wishes!





Tea party!

1 Listen and repeat.

1st

first

5th

fifth

2nd

second

11th

eleventh

3rd

third

12th

twelfth

4th

fourth

20th

twentieth

2 Chit-Chat

A: That looks delicious!

B: It's for Robbie's sixteenth birthday.



Jim



Janet



Laura





Mike



Kelly

3 Listen and read.



4 Read again and answer.

Where were Larry and Paco?



I was at the cinema yesterday.
Where was Maya two days ago?
Were you at school last Monday?
Yes, I was./No, I wasn't.

1 Read and complete. Use: **was** or **were**.

- 1 Uncle Harry ... not at work yesterday.
- 2 ... the cake for Robbie's birthday?
- 3 Larry and Lulu ... at the zoo last night.
- 4 Mum and Dad ... not at home last night.
- 5 Chuckles ... in Larry's room this morning.
- 6 ... Larry and Paco in the garden an hour ago?

2  Where was Kim last week? Listen and write the day in your notebook.


- Monday
- Tuesday
- Wednesday
- Thursday
- Friday
- Saturday
- Sunday



3 Correct your teacher.

Teacher: Kim was at the zoo on Saturday.

Student: No, she wasn't at the zoo. She was at the shops!

4  Listen and repeat.

The teacher often asks the class to make masks.
The students like the task.




All children like playing with a ball when they're small.



5 Read and complete the lines with the words **task**, **small**, **talk**, **grass**, **glass**, **always**, **all** and **mask**.

/ɑː/: ask, pass, class, fast, ...

/ɔː/: tall, all, walk, salt, ...

6  Draw and play!

Where was I yesterday?




You were in the park.



10 a

All our yesterdays!

1  Listen and point. Then sing and do.

I wasn't happy yesterday.

I was **sad**



, **bored**



and **angry**



I wasn't happy yesterday.

I was **scared**



, **tired**




and **hungry**



But not today, not today!

Today I'm very happy!

2  Get in the mood!



A: Were you angry yesterday?

B: Yes, I was.


3 Where were they? Read and complete.

Last week, Larry and I were at the 1) We were with my Uncle Harry. There were lots of animals there: seals, dolphins, and crocodiles, too! It was really exciting!

Yesterday, Maya and I were at the 2) There was a really funny show on. There were dancers and clowns, too! It was a really interesting day!



A





B



C

4 Now read again and match. There is one extra picture.

5  Portfolio: Write about the extra picture.

6  Last night! Play the game!

Last night I was at a party with Brad Pitt!



Last night I was at the cinema with Julia Roberts!






7th March – the seventh of March

- 1 Look at the calendar, then rewrite the sentences in your notebook. Use: **two weeks ago, last Sunday, yesterday, a week ago, last Tuesday, three days ago.**



- I was in France on the seventh of March.
I was in France two weeks ago.
- Mary was at school on the twentieth of March.
- Mum and Dad were at the cinema on the eighteenth of March.
- David was at the shops on the fourteenth of March.
- I was at the zoo on the seventeenth of March.
- Brian and May were in London on the fifteenth of March.

- 2  Sing along!

You were in my dreams,
Oh yes, you were!
You were in my dreams last night:
I was Beauty
And you were the Beast.
It was a really funny sight!

You were in my dreams,
Oh yes, you were!
You were in my dreams last night:
I was the Lion
And you were the Mouse.
It was a really funny sight!

In my dreams!



What's the occasion?

3 Match the wishes to the cards.

1 Happy Birthday!

2 Congratulations!

3 Thank you!

4 Bon Voyage!

A



B



C



D



4 Design a card for a special occasion for a friend or relative.


Goldilocks and the Three Bears

Goldilocks: Never mind the chair!

Narrator: She says ...

Goldilocks: I need a bed –
I'll go upstairs!

Narrator: The bed she finds
Is nice and small.
She goes to sleep
In no time at all.





Let's Sing!

Go to sleep, Goldie,
Have a sweet dream,
Think of your porridge
With lots of cream!
Sleep on the soft bed,
Sleep for a while,
Stay warm in bed
And wake with a smile!



Activities Module 5

Goldilocks and the Three Bears

1 Read and complete.

- 1 She goes to sleep ... no time.
- 2 Think ... your porridge.
- 3 Sleep ... the soft bed.
- 4 Sleep ... a while.
- 5 Stay warm ... bed.
- 6 Wake ... a smile.

2 There is one wrong word in each sentence. Correct it.

- 1 Goldilocks says, "I need a chair."
- 2 The bed is nice and big.
- 3 Think of your porridge with lots of milk.
- 4 Sleep with a smile.

3 What is Goldie dreaming about? Draw and say.



Birthday wishes!

- 1 Read and say which of the words in bold you can see in the picture.



Birthday parties in England are a lot of fun! Children bring **presents** and **cards** for the Birthday Boy or Girl. Then the party begins!

At the party there is always lots of **food** and **drink**. There are usually a lot of **balloons** in the room where the party is. The children wear party **hats** and play party games.

After that it's time for the **birthday cake**! The Birthday Boy or Girl blows out the **candles** and makes a birthday wish! Then everyone sings 'Happy Birthday'.

Birthday parties are great fun for everyone!

- 2 Sing the 'Happy Birthday' song.
- 3 What are your birthday parties like? Talk with your friend.

Now I know

Vocabulary

1 Read and match. (16 marks)

- a 4th 1 second e 30th
b 9th 2 eleventh f 2nd
c 11th 3 fourth g 28th
d 20th 4 twelfth h 12th
5 twentieth
6 ninth
7 twenty-eight
8 thirtieth

	16
--	----

2 Look, read and choose. (12 marks)



- sad
- hungry



- scared
- bored



- scared
- hungry



- tired
- happy

	12
--	----

Grammar

3 George and Jan are talking about their last holiday. Read and complete. Use **was, wasn't, were** or **weren't**. (20 marks)

George: The hotel was old.

Jan: No, it 1) It 2) ... new!

George: The rooms were small.

Jan: No, they 3) They 4) ... really big!

George: The owner was Australian.

Jan: No, he 5) He 6) ... American!

George: The food was bad.

Jan: No, it 7) It 8) ... great!

George: The weather was cold.

Jan: No, it 9) It 10) ... really hot!

	20
--	----

Communication

4 Complete the questions, using **was** or **were**. Then match them to the answers. (16 marks)

- 1 Paul/at school/yesterday?
- 2 John and Jane/on holiday/last week?
- 3 the food/nice/at lunchtime?
- 4 the shops/open/yesterday?

- A Yes, it was yummy!
- B Yes, they were.
- C No, he was ill.
- D Yes, they were in France.

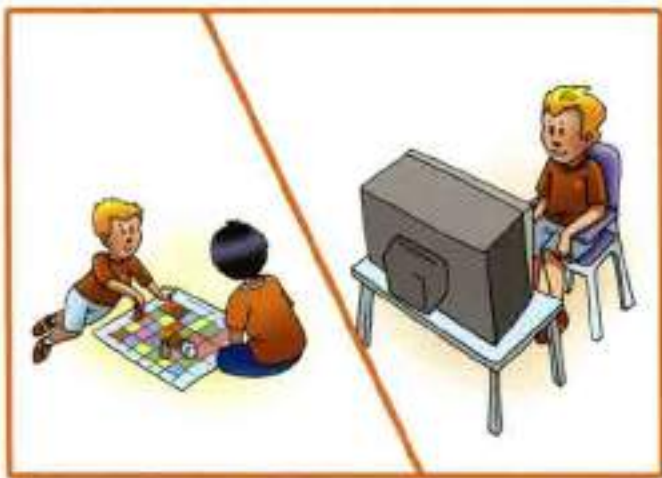
	16
--	----

Reading and Writing

5 Read about Neal's day and complete. Use: **was** or **were**. (24 marks)

Yesterday was great!

by Neal



I e.g. **was** at home yesterday. I 1) ... with my friend, Peter, in the morning. We 2) ... in my room playing. My new game 3) ... really good, but Peter 4) ... the winner! In the afternoon, I 5) ... in the living room. There 6) ... a film on about clowns. They 7) ... really funny! Yesterday 8) ... a great day!

	24
--	----

6 Now read again and answer the questions. (12 marks)

- 1 Who was Neal with yesterday morning?
- 2 Where were they?
- 3 Who was the winner of the game?
- 4 What was on TV?

	12
--	----

Total		100
-------	--	-----

Now I can ...



- 1 use ordinal numbers
- 2 say & write about where people were
- 3 express feelings



Arthur + Rascal



Episode 5



Module 6 Units 11–12

TELL THE TALE!

In this module you will ...

➔ learn, read and talk about ...

- the story of the Hare and the Tortoise
- Lulu's funny dreams

➔ practise ...

- telling stories
- talking about things that happened in the past



The Story behind the rhyme!



11a

The Hare and the Tortoise

1 Listen and read.

1



Once upon a time, there was a very fast hare and a very slow tortoise.

2



The hare always laughed at the tortoise because he was so slow.


The next day, when they started the race, the hare jumped forward. Very soon he was far ahead of the tortoise.



4

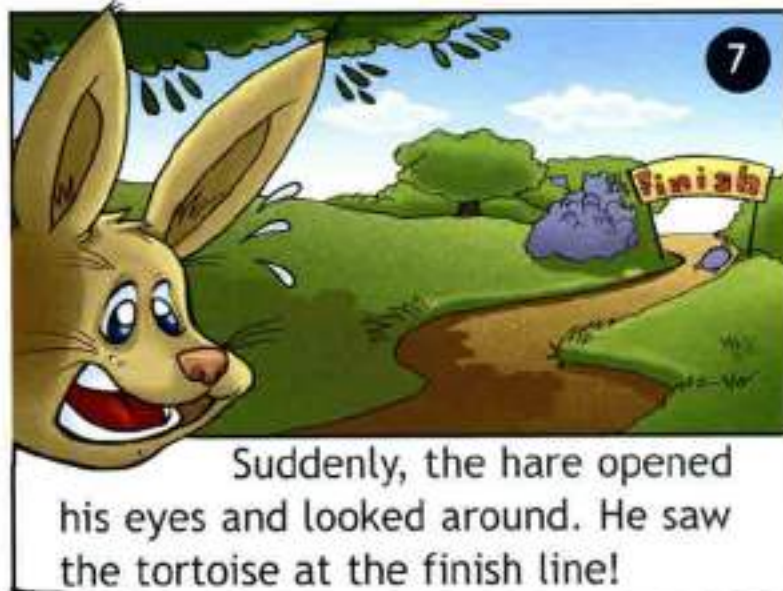
6

A few hours later, the tortoise passed the sleeping hare ...



7

Suddenly, the hare opened his eyes and looked around. He saw the tortoise at the finish line!





All the animals were tired of listening to the hare. Then one day the tortoise surprised them all: 'Let's have a race tomorrow then!'



It was a very sunny day and the hare was very hot. 'There's a tree. I can rest under it!'

The tortoise was the winner! The hare learned his lesson that day: 'Keep on going and don't stop until you cross the finish line!'



2 Read and put **H** for hare and **T** for tortoise.

- 1 He always laughed at him. H
- 2 He surprised them all.
- 3 He jumped forward.
- 4 He passed him.
- 5 Suddenly, he opened his eyes.
- 6 He was the winner.

3 What lesson do you learn from the story?

4  Let's play!



1 Read and complete.

- 1 watch – **watched**
- 2 jump
- 3 walk
- 4 talk
- 5 climb
- 6 play




John laughed at the funny film.
 laugh – laughed
 pass – passed

2 What did they do last night? Look and match. Then say.



- watch TV
- paint a picture
- cook dinner
- walk the dog
- play basketball
- listen to music

1 She cooked dinner.


3  Listen and repeat.

Chuckles painted the toy box brown,
Lulu helped and danced around,
Larry laughed and clapped his hands,
Chuckles stopped and dropped his paints.



4 Read. Then put the words **passed**, **closed**, **opened**, **added**, **started**, **talked**, **lived**, **shouted**, **danced**, **wanted**, **smiled**, **clapped** in the right column.


/d/	/t/	/ɪd/
climbed	watched	painted
played	walked	skated
listened	jumped	visited
served	laughed	studied

5  Noughts and crosses! Let's play!

play	listen	close
dance	jump	watch
laugh	walk	climb

12 a

Once upon a time!

- 1  Lulu's dreams. Listen and say **yes** or **no**.
Then ask and answer.

1



They **didn't** watch a film last night.
Did you **play** in the park yesterday?
Yes, I **did**./No, I **didn't**.

climb – climbed dance – danced
carry – carried skip – skipped

- dance with the prince



- climb the beanstalk



- skate with the Ugly Duckling



- serve porridge to the Three Bears



- visit the Country Mouse

- 1 A: Did Lulu dance with the prince?
B: Yes, she did!


- 2 Now talk about Lulu's dreams.

Lulu's dreams last night were so funny!
First, she ...




3 Look, read and complete.


Last Saturday, my father and I 1)  **walked** to a small fishing village.

There was a 2)  **café** there and we stopped for a rest. A man

sailed by in a small fishing 3)  My father shouted: 'I

hope you catch a 4)  ... !' Suddenly a big fish jumped out of

the water and onto the man's 5)  ... ! The man was very

surprised and my father and I both 6)  Then, the man

tried to pick up the fish but it 7)  ... back in the water. 'I

wanted to catch a fish,' he shouted to us, 'I didn't want a fish to catch

me!' It was very funny!

4  Portfolio: Write a story. Give it a title. Design the book cover.



1 What did they do last Saturday? Copy the table in your notebooks. Listen and tick (✓). Then say.

	play soccer	watch a film	visit a friend	paint a picture	listen to music
Larry	✓		✓		
Lulu					
Paco					
Maya					

Last Saturday Larry played soccer and then visited a friend.

2 Sing along!

Oh, what a mystery!

Oh, what a mystery!
The mouse studied history,
The kangaroo climbed up a tree,
The elephant played the saxophone,
And the bumblebee dived in the sea!



Fun at school



A year to remember!

1984

nineteen-eighty-four

1234

twelve-thirty-four

3 Match the events to the year.

- 1 1492
- 2 1666
- 3 1789
- 4 1914
- 5 1969

- A World War I begins
- B The Great Fire of London
- C The start of the French Revolution
- D The first man lands on the moon
- E Columbus discovers America

4 Choose one of the events. Design the front page of a newspaper.



5 What are the important dates in your country's history? Write five of them and say why.

Goldilocks and the Three Bears

Mummy: Now, come on,
everyone!

Narrator: Says Mummy.

Mummy: Let's eat the porridge!
Yummy, yummy!

Baby: But where is mine?

Narrator: Says Baby Bear.

Baby: It's not here,
Is it there?



Daddy: Oh dear! Oh dear!
Narrator: Says Daddy Bear —
And then he sees
Poor Baby's chair.

Baby: Mummy, Mummy,
It's not fair!
Now I haven't
Got a chair!



Activities Module 6

Goldilocks and the Three Bears


1 Read and match.

- | | |
|---------|---------|
| 1 mummy | A curl |
| 2 chair | B fall |
| 3 pot | C yummy |
| 4 small | D hot |
| 5 girl | E bear |

2 Read and complete.

- 1 "But where is mine?" says ... Bear.
- 2 Mummy says, "Let's"
- 3 "Oh dear! Oh dear!" says ... Bear.
- 4 And then he sees Poor Baby's
- 5 Baby Bear says, "Now, I ... a chair."

3 Design a chair for Baby Bear! Present the picture to the class.



1 Match the rhyme to its history.




Mary had a little lamb,
Its fleece was white as snow;
And everywhere that Mary went,
The lamb was sure to go.
It followed her to school one day,
Which was against the rule;
It made the children laugh and play,
To see a lamb at school.

A In 1014, King Olaf, a Viking, and his men sailed up the river Thames and pulled down the first London Bridge.



Now sing along!

3 Do you know any rhymes from your country? Draw a picture of one.



London Bridge is falling down,
Falling down, falling down.
London Bridge is falling down,
My fair lady!

B Mary Sawyer's lamb followed her to the Redstone School House (Massachusetts) around 1820.

Now I know

Vocabulary

1 Look and complete.
(18 marks)



1 h _ r _



2 t _ r t _ _ s _



3 f _ s t



4 r _ s t



5 r _ c _



6 w _ n n _ r

	18
--	----



3 Sue ... (play) tennis yesterday.



4 Mark ... (listen) to music last night.



5 Mum ... (cook) supper an hour ago.



6 Bob ... (wash) the dishes this morning.

	18
--	----

Grammar

2 Look, read and write.
(18 marks)



1 Tom ... (visit) the zoo last Saturday.



2 The children ... (watch) a film last weekend.

3 Read and write. (20 marks)

- 1 Did Ben visit (Ben/visit) Egypt last summer?
- 2 I ... (phone) my aunt yesterday.
- 3 She ... (not/visit) the zoo on Friday.
- 4 ... (Tom/wash) the dog two days ago?
- 5 She ... (not/cook) meat yesterday afternoon.

	20
--	----

Communication

4 Read, match and complete.
(24 marks)

- a I was in the park.
- b No, actually we played basketball.
- c Yes, we talked on the phone.
- d No, I danced with Peter.
- e Yes, there was a really good film on.
- f No, he painted the living room.

- 1 A: Where were you yesterday?
B: ...
- 2 A: Did you watch TV last night?
B: ...
- 3 A: Did you play tennis last week?
B: ...
- 4 A: Did you talk to Sue today?
B: ...
- 5 A: Did Gary paint the kitchen?
B: ...
- 6 A: Did you dance with Paul at the party?
B: ...

	24
--	----

Now I can ...

- 1 talk about past activities
- 2 write what people did in the past

Reading and Writing

5 Look, read and answer.
(20 marks)



Last night Kate and her best friend, Jennifer, stayed at home and watched a funny film on TV. The film finished at 10 o'clock. The girls were hungry, so they cooked a pizza for supper. Then, they listened to their favourite CDs. It was a wonderful evening!

e.g. Who is Kate's best friend?

Jennifer

- 1 What did the girls watch on TV?
- 2 What time did the film finish?
- 3 What did they cook?
- 4 What did they do after supper?

	20
--	----


Total		100
-------	--	-----



Arthur + Rascal



Episode 6



Module 7

Units 13–14

DAYS TO REMEMBER!

In this module you will ...

➔ learn, read and talk about ...

- people's memorable events during the year
- Larry's magic moments

➔ practise ...

- talking about memorable events
- talking about classmates



Alton Towers



13

a

The best of times!

1 Listen and point. Then read.



They were the best of times
 They really, really were:
 I went to a big **museum**
 And I saw the **dinosaurs** there!
 I danced all night at a **concert**
 I stayed up very late!
 I went to a famous **funfair**
 The **rides** were really great!



2 Listen and read.

What was your best time this year, children?



I went to a big museum and I saw the dinosaurs!



I had a big birthday party at O'Donnells. It was great!



Miss Hart, what was your best time?



Now, let me think ...



I met the nicest children in the school! Look, here they are!



3 Read again and choose.

Lulu's best time was at the museum/funfair.



I went to a concert last night.
 Did you go to the party yesterday?
 I didn't go to the party.

go – went see – saw
 ride – rode have – had

1 Read and complete.

One day a man 1) **went** (go) to the cinema. In front of him, he 2) ... (see) a woman and her dog. He 3) ... (be) very surprised! When he 4) ... (come) out of the cinema, he said to the woman, as a joke: "Did your dog like the film?" "Oh, yes!" she 5) ... (answer), "But he thought the book was much better!"



2 Where did they go last weekend? Read and say.

- 1 "I danced all night! The music was great!" (Phil)
- 2 "I went on the Big Scream! It was really scary!" (Grace)
- 3 "I saw some dinosaurs! They were fantastic!" (David)
- 4 "I rode a camel! I had a really good time!" (Kate)

a concert **Phil** b zoo c funfair d museum


3 Now ask and answer.

A: Where did Phil go last weekend?

B: He went to ...

A: What did he do?

B: He ...

4  Listen and repeat.

Did you like my yellow yacht?
Yes, it was yummy. I liked it a lot.



5 Read. Then put the words **party, bye, yacht, spy, yellow, why, really, year, funny, rhyme, story, yesterday** in the right column.

/aɪ/	/i/	/j/
fly	very	yuk

6  Bring photos and make a poster for your class. Then present it.



1 Read and match.

1 draw 2 make 3 eat 4 drink 5 sing 6 leave 7 write 8 buy 9 give

a made b wrote c drew d bought e ate f gave g drank h sang i left

2 What did Paco do yesterday? Look and say.

1



- buy a jacket

2



- drink milk

3



- eat a sandwich

4



- write a letter

5



- draw a picture

1 He bought a jacket.

3 Listen and match.

1



pretty

2



shy

3



good

a Andy b Babs c Alice

d Ronnie e Joe f Polly

4



strong

5



kind

6



loud

John was the cleverest student in my class.

clever – cleverer – cleverest
pretty – prettier – prettiest
good – better – best

4 Now talk with your friend.

A: Who was the best student in the class?

B: Andy was!


- 5 Read and put the paragraphs in the correct order.


The BEST DAY of the year!


by Paco

- A We bought tickets for all the scary rides – the best one was the Monster House!
- B In the evening, we stayed to watch the fireworks and we left the funfair at eight o'clock. It was a really special day!
- C Later, we ate burgers and chips for dinner and the waiter gave us a free Coke!
- D The best day of the year was when I went to the funfair with Larry.



- 6  Portfolio: Write about your best day of the year.

- 7  Team up! Let's play!



1 Larry's magic moments!
Look and say.



Uncle Harry/come/from Australia.
We/meet him/at the airport.



I/go/to the mountains/Dad.
We/sleep/in a tent.



Nanny/take us/to a safari park.
I/ride an elephant!



I/swim/for my school team.
I/win/a trophy!

1 This year Uncle Harry came from Australia. We met him at the airport.

2 Sing along!



The BEST YEAR ever!

It was the best year ever!
I had the greatest time:
I went to the funfair and the zoo,
This year was really fine!

Oh, what a year,
What a year it was!
The best year of my life!

It was the best year ever!
I had a lot of fun:
I saw a magician and a clown,
This year was number one!



Mood music



3 Match the sounds to the instruments. Which one is the loudest?



piano



trumpet



drums



violin



guitar

4 Listen to the three types of music. Which makes you feel: **happy**, **sad**, **scared**? Tell the class.

1 It makes me feel

5 Bring your favourite music to class. Play it and say how it makes you feel.

Goldilocks and the Three Bears

Daddy: Let's check the beds!
Narrator: Says Daddy Bear
And then they all go
Up the stairs!





Let's Sing!

Poor Baby, poor Baby
Poor Baby Bear!
No porridge for him
It just isn't fair!

Poor Baby, poor Baby
Poor Baby Bear!
Now he hasn't even
Got a chair!

Poor Baby, poor Baby
Poor Baby Bear!
He doesn't know Goldie
Is sleeping upstairs!



Activities Module 7

Goldilocks and the Three Bears

1 Read, look and say.

Poor Baby Bear! Look, he's



. Why? He

hasn't got any



. He hasn't got a



. He wants to go to



now.

Has he got a



?



2 Cheer up! Complete the joke to make Baby Bear smile.

Q: bear/How/can/fly?/a/make/you

A: on/Put/bear-o-plane!/a/him



Alton Towers

A visit to Alton Towers in Staffordshire is a fun day out for all the family. The rides at the theme park are some of the best in the world. Here's what some young people said about their time at Alton Towers:

It was fantastic. My sister and I went on a ride called 'Rita — Queen of Speed'. It was faster than a Ferrari! Brilliant!

Jackie, 9,
Chester



We waited for an hour to go on a ride called 'Pinball Whizzer', but it was worth it! The ride lasted a minute and a half. We loved it!

Richard and Jamie, 10,
Birmingham



My favourite was a ride called 'Air'. It's a flying rollercoaster. It was quite scary, but I felt like a bird in the air! I had a great time.

Kerry, 12,
Belfast



1 Read and match.

- 1 Alton Towers is a
- 2 Jackie went on a ride called
- 3 Richard and Jamie went on a ride called
- 4 Kerry went on a ride called

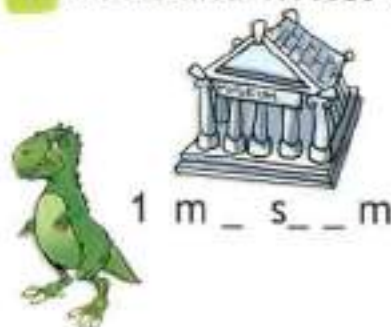
- a 'Pinball Whizzer'.
- b 'Air'.
- c 'Rita — Queen of Speed'.
- d theme park in Staffordshire.

2 Which of the rides would you like to go on? Why? Tell the class.

Now I know

Vocabulary

1 Look and write. (15 marks)



2 _ in _ s _ _ _

3 c _ _ c _ r _



4 _ un _ a _ r



5 r _ d _ s

15

2 Look and write: **good, pretty, loud, strong, kind.** (15 marks)

1 A: We call Charles 'Hercules'.
B: He's a very ... boy!

2 A: Rob buys cakes and sweets for everyone in the class.
B: He's a very ... boy!

3 A: When Tim shouts, everyone in the class jumps!
B: He's a very ... boy!

4 A: Stuart gets good marks in all his tests!
B: He's a very ... student!

5 A: Everyone wants to take a picture of Kay.

B: She's a very ... girl!

15

Grammar

3 Read and choose. (30 marks)

1 She ... at the concert last year.
a sang b sings

2 Harry is the ... student in my class.
a better b best

3 Bob ... a poem last night.
a wrote b write

4 They didn't ... to the theatre.
a went b go

5 Liz is the ... girl in my school.
a pretty b prettiest

6 Did the school team ... the trophy?
a win b won

7 Ron is a very ... swimmer!
a fastest b fast

8 Clara is ... than Sue.
a shyer b shyest

9 I ... a ticket an hour ago.
a bought b buy

10 Julie ... a famous person.
a met b meet

30

Communication

4 Read and choose. (20 marks)

- 1 A: Where's Sam?
B: a) He's tall.
b) In his room.
- 2 A: Why are you walking to school?
B: a) I like school.
b) I missed the bus.
- 3 A: How do you usually go to school?
B: a) It's next to the station.
b) By car.
- 4 A: When's the next match?
B: a) On Saturday.
b) In the park.
- 5 A: Who's coming to the party?
B: a) All our friends.
b) It's a big party.

	20
--	----

Reading and Writing

5 Read and complete. Then answer **yes** or **no**. (20 marks)

• day • waiter • go • sing • tickets • eat • band

The Best Day of the Year

by Marianne

The best e.g. **day** of the year was when I e.g. **went** to a concert with my friend, Liza.

We bought 1) ... for the front row – the best seats in the theatre! We 2) ... all the songs, and later we danced on stage with the 3) ... !

After the concert, we went to Pizza Zone and we 4) ... pizza. The 5) ... gave us a free Coke. It was a very special day!

- 6 Marianne went to a concert with Liza.
- 7 They sat in the front row.
- 8 They sang on stage with the band.
- 9 They ate burgers.
- 10 The waiter gave them a free Coke.

	20
--	----

Total		100
-------	--	-----

Now I can ...


- 1 say what people did in the past
- 2 write about the best day of the year



Arthur + Rascal



Episode 7



Module 8 Units 15–16

PLACES TO GO!

In this module you will ...

● learn, read and talk about ...

- countries
- holiday plans
- things to take on a holiday

● practise ...

- talking about countries
- talking about holiday plans
- talking about the weather
- question words



Florida fun!



15 a

Good times ahead!

1 Listen and repeat.



Greece



Italy



Portugal



Russia



Mexico



Poland



Spain



Turkey



go camping



go to the seaside



go to the mountains



go to the lake

2 Chit-Chat

Where are you going to go on holiday?



What are you going to do there?



I'm going to go to Australia!

I'm going to go to the seaside!

3 Listen and read.


Oh, hello! We're getting our suitcases ready!



We're going to go to Australia!



But what about Chuckles?



Is he going to go with you?



Oh, Chuckles is going to go on holiday too!



Well, have a great summer!



4 Read again and answer.

Where is Chuckles going to go on holiday?



What are you going to do this summer?
I'm going to travel to Portugal.
Are you going to make a sandcastle?
Yes, I am./No, I'm not.





1 What are you and your family going to do this Sunday? Tell the class.

I'm going to visit my grandmother this Sunday.
My brother is going to play soccer this Sunday.


2 Talk with your friend.

- 1 Are you going to watch a video this evening?
- 2 Is your friend going to play tennis after school?
- 3 Are your parents going to visit their friends on Saturday?
- 4 Is your grandma going to make a cake on Sunday?
- 5 Are your grandparents going to work in the garden at the weekend?

3 Look, ask and answer.

<p>1</p> <p>go camping</p>	 <p>Wendy</p>	<p>2</p> <p>go to the mountains</p>	 <p>Ralph & Angela</p>
<p>3</p> <p>Jake</p>	 <p>go to the seaside</p>	<p>4</p> <p>Carla</p>	 <p>go to the lake</p>

- 1 A: What is Wendy going to do on holiday?
B: She's going to go camping.

4  Listen and repeat.

Listen! Somebody's knocking on the door.
Who's there? It's your brother Joe.



5 Read the words and name the silent letter.

know, when, lamb, where, what, climb, why, write, who,
knock, whale, listen, wrong, white

6  What a memory! Let's play!

A: On holiday, I'm going to go swimming.

B: On holiday, I'm going to go swimming and I'm going to eat
ice cream.



Hello,
sunshine!

1 Listen, point and repeat.



swimsuit



sunglasses



swimming trunks



jeans

boots



tent



flippers



sleeping bag

2 Choose three things to take on an island holiday or a camping holiday in the mountains.

I'm going to go on an island holiday and I'm going to take ...



It will be sunny tomorrow. It won't be cold.

3 What will the weather be like tomorrow? Look and say.



sunny



windy



cloudy



rainy



cold



hot

London



Rome



Madrid



Paris



Athens



Moscow



A: What will the weather be like in London tomorrow?

B: It'll be cloudy.

4 What are Mum and Dad going to do? Read and say **yes** or **no**.

Dear Larry and Lulu,
 Hope you're having a good time in Australia! We're in Italy now and having a great holiday! Rome is wonderful – tomorrow we're going to visit the Coliseum, then on Tuesday we're going to travel to Venice. We can't wait!

It will be very hot today. Dad and I are going to swim in the pool in a while. After that we're going to have lunch in a really nice restaurant close to the hotel.


This evening we're going to have a walk around the city and Dad is going to take some photos. There's so much to see and do here!

Anyway, that's all for now,
 Take care and be good ... we miss you!



Love,
 Mum and Dad

- 1 go to the Coliseum **yes**
- 2 visit a museum
- 3 travel to Venice
- 4 buy a camera
- 5 go for a swim
- 6 have lunch in a nice restaurant

5  Portfolio: You are on holiday. Write a letter to a friend.



6  Let's play!

Teacher: What doesn't belong?

Team A S1: Rainy! Sunglasses and shorts are for sunny weather.



Who is he?	My brother, Joe.
What is this?	A present from George.
Where is London?	In England.
When is the race?	At seven o'clock.
Why are you buying so much food?	Because I'm having a party!
How do you go to school?	By bus.

1 Read and choose the best answer. Then act out.

- 1 A: Hello, Jane! Why are you carrying a suitcase?
B: a) I'm going to go on holiday.
b) I'm on holiday.
- 2 A: Where are you going to go?
B: a) Turkey's nice.
b) To Turkey.
- 3 A: Who are you going with?
B: a) That's my sister.
b) My sister.
- 4 A: How are you going to get there?
B: a) By plane.
b) I like planes.
- 5 A: When is your train?
B: a) In three hours.
b) Three hours ago.
- 6 A: When are you going to come back?
B: a) Last week.
b) Next week.

2 Sing along!



Say hello to sunshine!

We're going to go on holiday
And have a lot of fun.
We're going to swim on holiday
And lie out in the sun!

Say hello to sunshine!
Say hello to fun!
The holidays are near,
So, smile now, everyone!

We're going to go on holiday,
It's time to have a rest!
We're going to play on holiday,
Holidays are the best!



Countries and costumes!

3 Look and match the costume to the country.



A



B



C

- 1 Spain
- 2 Japan
- 3 Scotland
- 4 Greece
- 5 India
- 6 Turkey



D



E



F

4 Draw or find pictures of other costumes around the world. Present them to the class.


Goldilocks and the Three Bears

Baby: Who's this? Who's this
In my nice bed?
Narrator: Then Goldie lifts
Her sleepy head!

Goldilocks: Oh no!
Narrator: She says ...
Goldilocks: I'm very sorry!
But please don't cry!
Please don't worry!

Come to my house,
Come with me!
We can eat some cakes
And drink some tea!

Narrator: So Goldilocks
And her three new
friends
Are very happy
In the end!





Let's Sing!

And so our little story
Reminds us every day
To always say we're sorry
When we make mistakes.

We all need friends,
We need to care.
We all need friends,
We need to share!

Now everybody's happy!
Let's sing a happy tune.
Goodbye, everybody
We hope we see you soon!



Activities Module 8

Goldilocks and the Three Bears

1 Who says these words?

- 1 Come with me!
- 2 Who's this? Who's this?
- 3 Then Goldie lifts her sleepy head.
- 4 I'm very sorry.

2 Copy the invitation and complete it.

To the,
Please come to my ..., we can eat some ...
and ... some tea!
Love,
Goldie

3 Talk with your friend.

- 1 What lesson does the tale teach?
- 2 Why do we need friends?
- 3 What is your friend like?

4 Read and match the captions to the pictures.

Want to have some fun?
Need to relax and have a rest?
Looking for an exciting holiday?

Come to Florida

We've got it all!

- Sunny, sandy beaches
- The world's greatest fun park
- Interesting wildlife
- Water sports for all the family



1 Sunny, sandy beaches



2 ...



4 ...



3 ...

Florida The place to be this summer!

5 Where do people go on holiday in your country? What can they see and do there? Talk with your friend.

Now I know

Vocabulary

1 Look, read and match. (24 marks)



- 1 You wear these when you walk up in the mountains.
- 2 Girls wear this when they swim.
- 3 You can swim faster with these.
- 4 You can sleep in it.
- 5 We wear these over our eyes when it's sunny.
- 6 Boys wear these when they swim.

	24
--	----

Grammar

2 Read and match. (15 marks)

- | | |
|-----------------------------------|---|
| 1 Mike is very hungry. | a He's going to go climbing. |
| 2 Jim wants to buy some biscuits. | b He's going to go to the supermarket. |
| 3 Alice likes sports. | c She's going to play soccer in the park. |
| 4 Fiona is going to the baker's. | d She's going to buy some bread. |
| 5 Jeff is going to the mountains. | e He's going to make a pizza. |

	15
--	----

3 What will the weather be like tomorrow? Look and write. (24 marks)

1 Moscow



It will be ... in Moscow tomorrow.

2 Rome



3 Paris



4 Cairo



	24
--	----

Communication

4 Read and match. (12 marks)

- 1 Where are you going to go on holiday?
- 2 Who are you going to go with?
- 3 Where are you going to stay?
- 4 What are you going to do?

- A In a big hotel.
- B I'm going to swim all day!
- C To Spain.
- D My big sister.

	12
--	----

Reading and Writing

5 This is a note from your friend Tom. Write a letter to him and answer his questions. Write 20-25 words. (25 marks)

I'm very happy because I'm going to go on holiday next week. I'm going to travel to Mexico and I'm going to spend all day in the sun! What about you? Where are you going to go on holiday? What are you going to do?

Tom

	25
--	----

Total		100
-------	--	-----

Now I can ...

- | |
|-----------------------------------|
| 1 name holiday items |
| 2 talk about holiday plans |
| 3 ask and answer questions |
| 4 talk about countries |
| 5 write a letter about my holiday |
| 6 talk about the weather |



Arthur + Rascal



START

What's the name of Wolfie's father?



Miss a turn.



Is Cookie a cat or a dog?

Go back two squares.

Which food does Rascal hate?



What's Rascal's favourite programme?



Go forward three squares.

Who sells hot dogs in the park?

Miss a turn.

Take an extra turn.



Who has kittens?



Who eats all the cookies on Valentine's day?

FINISH



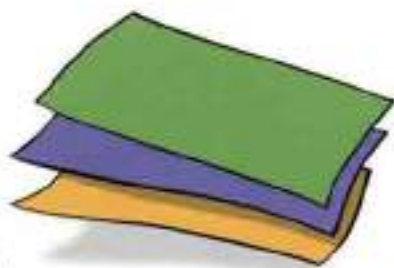


Special Days!



HAPPY NEW YEAR!

1 Make a party hat!



2

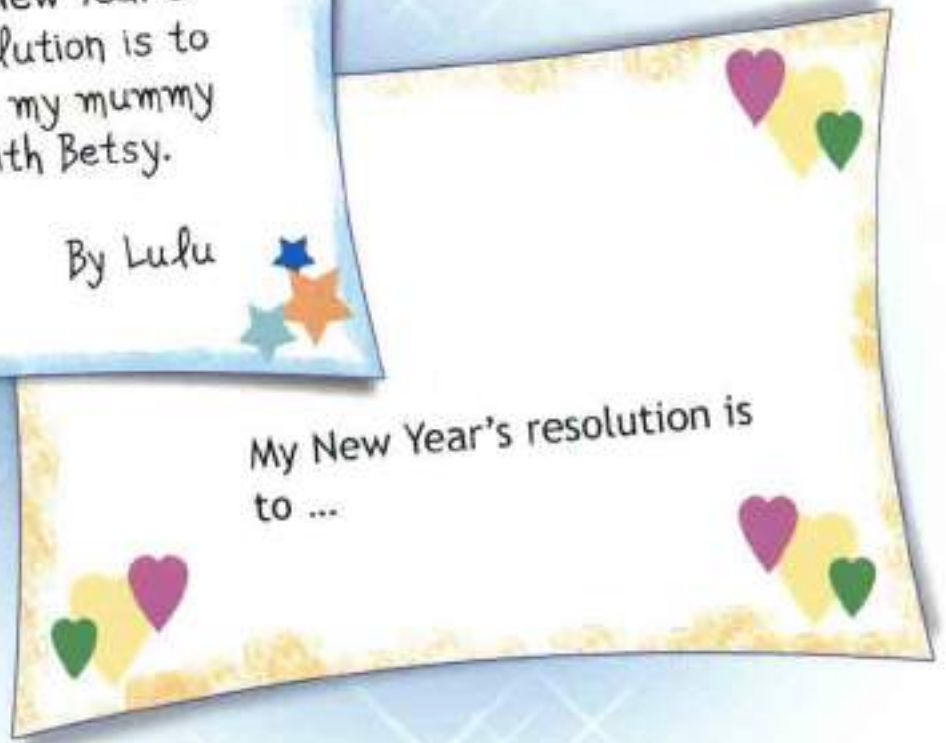



Sing along!

HAPPY NEW YEAR!

Happy New Year! Happy New Year!
Let's have fun, let's have fun!
Goodbye to the old year,
Hello to the new year,
Hurray, hurray! Hurray, hurray!

3 What's your New Year's resolution? Complete, then draw.



4  Pass the party hat! Look and play!



APRIL FOOL'S DAY!

1 Listen and read.

1 Arthur! Tricksy's in the kitchen.

2 Let's chase her away!

You go Rascal – I'm resting.

3 I can see you, Tricksy!

4 Oh, oh!

5 Hee, hee – April Fool!

Arthur, help!

6 Arthur, what's an April Fool?

You are, Rascal. Silly dog!

The comic strip consists of six panels. Panel 1 shows a dog named Arthur lying on the grass, looking up as a smaller dog named Rascal runs towards him. Panel 2 shows Rascal and Arthur talking; Rascal suggests chasing a cat named Tricksy away, while Arthur says he's resting. Panel 3 shows Rascal running towards a house, seeing a yellow tail sticking out from a window. Panel 4 shows Rascal running away from a purple bucket of chocolate sauce that has been poured over him. Panel 5 shows a cat named Tricksy sitting on a porch, laughing and holding a stick, with Arthur nearby. Panel 6 shows Arthur sitting on the grass, looking at Rascal who is lying down and looking confused.



2 Where are they? Look, then read and complete.

We all know April Fool's Day is a day when we play tricks on one another, but each country has a different way of doing things:

IN ENGLAND

They only play jokes in the morning. It is bad luck to play a joke on someone after noon.

IN FRANCE

School children stick a picture of a fish on each other's backs and shout 'April Fish'!

IN INDIA

People play tricks and throw paint on one another to celebrate the beginning of spring.



1 ...



2 ...



3 ...

1. Russian millionaire cities

1 What is a millionaire city? Read and answer.

Everybody knows that Moscow and St Petersburg are very big cities. But there are other Russian cities with more than one million people in them. They are called millionaire cities. Here are some pictures of some of them. In these pictures you can see famous sights: monuments, theatres, museums, churches and streets.



2 Put the cities in order. Start with the biggest city.

Moscow, St Petersburg, ...

3 Talk with your friend.

- 1 Do you, your relatives or friends live in one of these cities?
- 2 What famous sights in these cities do you know?
- 3 What sights are there in your city/town/village?

2. What Russian children want to be



1 Read and match.

- | | |
|----------------------|-----------------|
| 1 Tanya wants to be | a a scientist. |
| 2 Dasha wants to be | b a teacher. |
| 3 Ilya wants to be | c a doctor. |
| 4 Nikita wants to be | d an astronaut. |

Tanya



I want to be a doctor. My Mum, Dad and uncle are doctors. They help sick people. They wear white uniforms. Sometimes they work at night and I don't like it.

Dasha



My dream is to be a teacher like my Mum. I think it's an interesting job. I often play school with my friends.

Ilya



I want to be an astronaut. I like to watch stars and planets at night. I dream of flying in a spaceship to different planets.

Nikita



I love animals, they're so cute! I think I want to study them and become a scientist. I watch a lot of TV programmes about animals.

2 What do you want to be? Why?

3. What would you like for your tea?

Sushki, baranki, bублиki (bagels) are a traditional Russian product. You need flour, butter, oil, water, salt and sugar to make them. They can be round or oval, very big or very small and they can have different colours and flavours.

They are very popular because they taste good and they are cheap. Sushki last a long time too. People like to take sushki with them when they go hiking.

Everybody loves sushki, baranki and bублиki: from babies to old people. They are a good treat at teatime.



1 Talk with your friend.

- 1 Why are bублиki, baranki and sushki so popular in Russia?
- 2 Where can you buy them?
- 3 What is your favourite treat at teatime?

2 How many of them are there in one kilo?

- | | | | |
|------------------|----------|----------|----------|
| 1 Sushki: about | a) 70 | b) 100 | c) 80 |
| 2 Baranki: | a) 20–30 | b) 25–50 | c) 40–60 |
| 3 Bублиki: up to | a) 10 | b) 15 | c) 20 |

4. Animals need our help!



- 1 What does WWF mean? Read and answer.

WWF – World Wildlife Fund – helps to save the wildlife on our planet. In Russia there are 100 **reserves** and 33 national parks where different kinds of animals live.

Near Ryazan and Moscow there are bison reserves where WWF supporters have a special project, called “**Adopt a Bison**”. People **donate** money to buy food, pay vets and **raise** a baby bison. They can give a name to it too. Every adopter gets a Certificate of Adoption. July 2 is a “A Day of Adopters” in the bison reserves.



- 2 Read the text again. What do the words in bold mean in your language?

- 3 Talk with your friend.

- 1 Are there any nature reserves and national parks where you live?
- 2 What animals live there? How do people help them?
- 3 How can you and your classmates help animals?

- 4 Draw pictures of animals that need our help. Present them to your classmates. Have a display at school.

5. The Day of the City

Cities and towns have their birthdays like people do. They are called 'The Day of the City' in Russia. People want their home town to look especially beautiful on this day. There are a lot of flowers, balloons, flags and other decorations everywhere. You can buy a special city birthday card too.

This is a family celebration. Everybody has a lot of fun. People can watch parades and carnivals or take part in them. They enjoy street performers and concerts.

There are a lot of competitions for sports, dancing and singing. A lot of people join in.

The evening is the time for fireworks.



- 1 Look at the pictures and say how people celebrate 'The Day of the City'.
- 2 Do you celebrate this holiday in your home town? What do people do on this day?
- 3 Design a programme for this day.



6. The world of Fairy Tales



1 Match the pictures and the tales.

The tale of Ivan Tsarevich, the Firebird and the Grey Wolf

A tsar has got a beautiful garden. But every night someone comes to his garden and takes golden apples from his best apple tree. The tsar is very angry and he asks his sons to find the thief.



The Magic Wild Geese

An old man and an old woman have got a daughter, Alyonushka, and a little son, Ivanushka. One day the mother says to her daughter, "We have to work all day. Look after your brother and don't leave the house." But the daughter doesn't listen to them.



2 Describe your favourite characters from these tales.

3 Write the beginning of your favourite fairy tale (4–5 sentences). Read it to your classmates. Can they guess the name of the tale?

7. The days we remember

1 Read and match.

1



2



Goodbye to the ABC Book

3



The First of September

Maslenitsa

4



Goodbye, Primary School!

A

At first I was scared. But my teacher and classmates were very friendly. I loved my first day at school! (Veronika)

B

At the end of the year we have to say goodbye to primary school and our first teacher. I'm a little bit sad about it. We get special diplomas on this day. (Marina)

C

We sang songs about school and put on a play about the letters. Our parents came to see our concert. Everybody had a really good time. (Nadia)

D

I had a lot of fun on this day. I loved the blini (pancakes). We had a concert and my friends gave a performance with wooden spoons. It was really something! (Slava)

2 What are your most memorable days at school? Why? Bring photos and present them to your classmates.

8. Travelling is fun



- 1** Describe Natasha's photos. Which place do you like best? Why?

Most people like travelling and visiting new places. Natasha often goes hiking with her classmates and teachers. Here are some pages from her diary.

August 12, 2005

Here we are, camping in the mountains in Siberia! It's cool and windy, but my new tent is nice and warm. Tomorrow we're going to visit a lake.



August 13, 2005

We walked to the lake today. It was wonderful! The water was cold and very clear, but we didn't see any fish.



May 2, 2006

The Caucasus mountains are like a fairy tale. There's so much to see here! It's May, but there's snow and lots of wild flowers.



May 8, 2006

We're at the seaside at last. The Black Sea is so beautiful! The water is blue and clear, but it's very cold.



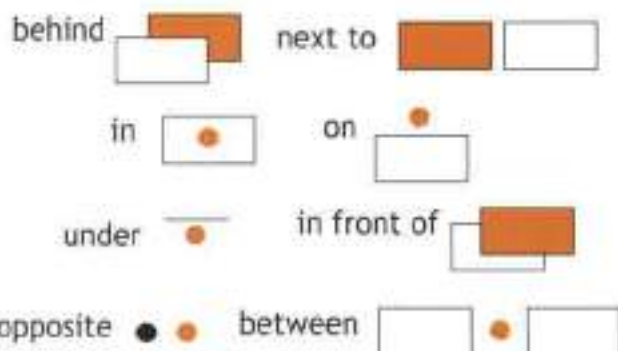
- 2** Do you like travelling? Say:

• where you travelled last • who you travelled with • what you saw there • what you did there • what you liked best

МОДУЛЬ 1

Prepositions of place – Предлоги места

- Предлоги места употребляются для того, чтобы указать, где находится предмет/лицо.



Present Continuous – Настоящее продолженное время

Утверждение	
Полная форма	Краткая форма
I am playing	I'm playing
You are playing	You're playing
He is playing	He's playing
She is playing	She's playing
It is playing	It's playing
We are playing	We're playing
You are playing	You're playing
They are playing	They're playing

Отрицание	
Полная форма	Краткая форма
I am not playing	I'm not playing
You are not playing	You aren't playing
He is not playing	He isn't playing
She is not playing	She isn't playing
It is not playing	It isn't playing
We are not playing	We aren't playing
You are not playing	You aren't playing
They are not playing	They aren't playing

Вопрос	
Am I playing?	Are we playing?
Are you playing?	Are you playing?
Is he/she/it playing?	Are they playing?

Утвердительная форма

- Present Continuous** образуется при помощи вспомогательного глагола **to be** (*am, is, are*) и смыслового глагола с окончанием **-ing**.
We are playing a game.

Отрицательная форма

- Отрицательные предложения образуются при помощи отрицательной формы глагола **to be** (*am not, is not/isn't, are not/aren't*) и смыслового глагола с окончанием **-ing**.
They are not playing a game.

Вопросительная форма

- Вопросительные предложения образуются при помощи нужной формы глагола **to be** (*am, is, are*) + **подлежащее** + **смысловый глагол** с окончанием **-ing**.
Are they playing a game?

Краткие ответы

- В кратких ответах употребляется **Yes** или **No**, личное местоимение в именительном падеже (*I, you, he* и др.) и глагол **to be** в нужной форме. Смысловый глагол с окончанием **-ing** в ответе опускается.

Are you eating? — Yes, I am/we are.
No, I'm not/ we aren't.

Is he/she/it eating? — Yes, he/she/it is.
No, he/she/it isn't.

Are they eating? — Yes, they are.
No, they aren't.

Употребление

- Present Continuous** употребляется, когда речь идет о действиях, происходящих сейчас, в момент речи.

Указатели времени (сигналы), употребляемые с Present Continuous: *now, at the moment* и др.

МОДУЛЬ 2

Present Simple — Настоящее простое время

Утверждение	Вопрос
I work	Do I work?
You work	Do you work?
He works	Does he work?
She works	Does she work?
It works	Does it work?
We work	Do we work?
You work	Do you work?
They work	Do they work?

Отрицание	
Полная форма	Краткая форма
I do not work	I don't work
You do not work	You don't work
He does not work	He doesn't work
She does not work	She doesn't work
It does not work	It doesn't work
We do not work	We don't work
You do not work	You don't work
They do not work	They don't work

Утвердительная форма

- Настоящее простое время образуется с помощью смыслового глагола без частицы **to**. В 3-м лице единственного числа к глаголу добавляется окончание **-s**.
He works at a hospital.

Отрицательная форма

- Со всеми лицами, кроме 3-го лица единственного числа, используется вспомогательный глагол **do** в отрицательной форме **do not (don't)** + **смысловый глагол** без частицы **to**.
I don't often play soccer.
- В 3-м лице единственного числа используется вспомогательный глагол **does not (doesn't)** + **смысловый глагол**.
She doesn't like milk.

Вопросительная форма

- В вопросах для всех лиц, кроме 3-го лица единственного числа, используется вспомогательный глагол **do** + **подлежащее** + **смысловый глагол**.

- В 3-м лице единственного числа используется вспомогательный глагол **does** + **подлежащее** + **смысловый глагол**.
Do you like cakes? Does he like vegetables?

Краткие ответы

- В кратких ответах используется **Yes** или **No**, личное местоимение (*I, you, he* и др.) и вспомогательный глагол **do/don't** или **does/doesn't**.

Do you like cats? — Yes, I do/we do.
No, I don't/we don't.

Does he/she/it like cats? — Yes, he/she/it does.
No, he/she/it doesn't.

Do they like cats? — Yes, they do.
No, they don't.

Правила правописания глаголов в 3-м лице единственного числа

- К большинству глаголов в 3-м лице единственного числа добавляется **-s**:
I eat — he eats
- К глаголам, оканчивающимся на **-ss, -sh, -ch, -x** и **-o**, добавляется **-es**:
I miss — he misses, I finish — he finishes
- У глаголов, оканчивающихся на согласную + **y**, **y** заменяется на **i** и добавляется **-es**:
I study — he studies
- К глаголам, оканчивающимся на гласную + **y**, добавляется **-s**:
I play — he plays

Произношение (3-е лицо, единственное число)

Окончания **-s** и **-es** произносятся как:

- /s/**, если глагол оканчивается на глухие согласные: *he eats*
- /ɪz/**, если глагол оканчивается на шипящие или свистящие звуки: *he watches*
- /z/**, если глагол оканчивается на гласные или звонкие согласные: *he goes*

Употребление

- Present Simple** употребляется, когда речь идет о регулярно повторяющихся, повседневных действиях, привычках.
I get up at 7 am every day.

Указатели времени (сигналы), употребляемые с Present Simple: *every hour/ day/ week/ month/ summer/ year etc, usually, always, every morning/ evening/ afternoon/ night, in the morning/ afternoon etc, on Monday/ Tuesday etc, once/ twice/ three times a week/ a day* и др.

*He plays tennis on Saturday.
They visit their grandmother twice a week.*

Adverbs of frequency – Наречия частотности

Употребление

- С **Present Simple** употребляются следующие наречия: *never, sometimes, usually, often, always*. Они показывают, как часто что-либо происходит.
*I usually go to school at 7:30.
He never goes to bed late.
He is always very friendly.*

Have to – Don't have to

Употребление

- **Have to** употребляется, чтобы выразить необходимость.
I have to be at school at 9 o'clock.
- Вопросительная форма и отрицательная форма с глаголом **have to** образуются при помощи вспомогательных глаголов **do** или **does**.
*Do you have to wear a uniform at school?
Yes, I do.*
- **Don't have to** употребляется, чтобы выразить отсутствие необходимости.
Peter doesn't have to go to school on Saturday.

МОДУЛЬ 3

Much/Many/A lot of

Употребление

- **Much** употребляется в вопросительных и отрицательных предложениях с исчисляемыми существительными (*e.g. milk, cheese* и др.).

*There isn't much butter in the fridge.
Is there much sugar in the tea?*

- **Many** употребляется в вопросительных и отрицательных предложениях с исчисляемыми существительными во множественном числе (*e.g. books, apples* и др.).
*There aren't many apples in the bag.
Are there many girls in your class?*
- **A lot of** употребляется в утвердительных предложениях с исчисляемыми и неисчисляемыми существительными.
*She's got a lot of friends.
There is a lot of cheese in the fridge.*
- В вопросительных предложениях с неисчисляемыми существительными употребляется **how much**, а с исчисляемыми **how many**.
*How much milk have we got? Not much. / A lot.
How many boys are there in your class?
Not many. / A lot.*

May

Употребление

- **May** употребляется, чтобы спросить разрешения (официальная форма).
May I leave the classroom?
Ответ: *Certainly. / Of course you may. or Sorry, no. / No, you may not.*

МОДУЛЬ 4

Present Simple в сравнении с Present Continuous

Употребление

- **Present Simple** употребляется для описания регулярных повторяющихся действий.
She works from 9 to 5 every day.
- **Present Continuous** употребляется для описания действий, происходящих в момент речи.
*George isn't sleeping at the moment.
He is at the cinema.
He is watching a film with his friends.*

Comparatives – Сравнительная степень прилагательных

Прилагательное	Сравн. степень
small	smaller
big	bigger
busy	busier
popular	more popular

- Односложные и двусложные прилагательные, оканчивающиеся на **-y**, образуют сравнительную степень путем добавления **-er**.
old – older (than)
- Некоторые двусложные и все многосложные прилагательные образуют сравнительную степень с помощью **more**.
beautiful – more beautiful (than)

Правила правописания

- К односложным прилагательным, оканчивающимся на **-e**, в сравнительной степени добавляется **-r**.
nice – nicer
- У односложных прилагательных, оканчивающихся на **гласную + согласная**, эта согласная удваивается и добавляется **-er**.
thin – thinner (than)
- В прилагательных, оканчивающихся на **согласную + y**, **y** заменяется на **i** и добавляется **-er**.
funny – funnier (than)

Употребление

- Сравнительная степень + **than** используется для сравнения людей/предметов/объектов.
Elephants are bigger than monkeys.

Must/Mustn't

- **Must** употребляется, тогда, когда говорят, что действие должно быть обязательно выполнено.
I must put my rubbish in the bin.
- **Must not** употребляется, когда запрещают что-то делать.
You must not run.

МОДУЛЬ 5

Глагол to be (Past Simple)

Утверждение	Вопрос
I was	Was I?
You were	Were you?
He was	Was he?
She was	Was she?
It was	Was it?
We were	Were we?
You were	Were you?
They were	Were they?

Отрицание	
Полная форма	Краткая форма
I was not	I wasn't
You were not	You weren't
He was not	He wasn't
She was not	She wasn't
It was not	It wasn't
We were not	We weren't
You were not	You weren't
They were not	They weren't

- В вопросительных предложениях **was/were** ставится перед подлежащим (*I, you, he, she* и др.).
Was Mike at the party yesterday?
- В отрицательных предложениях после **was/were** ставится **not**.
Chris wasn't at work yesterday.

Краткие ответы

- В кратких ответах используется **Yes** или **No**, личное местоимение (*I, you, he* и др.) и глагол **to be** в соответствующей форме.

Were you at the cinema yesterday? — Yes, I was/we were.
No, I wasn't/we weren't.

Was he/she/it at the cinema yesterday? — Yes, he/she/it was.
No, he/she/it wasn't.

Were they at the cinema yesterday? — Yes, they were.
No, they weren't.

Указатели времени (сигналы), употребляемые с Past Simple: *yesterday, last week, last month, last year, two days ago, weeks/months/ years ago, in 1975* и др.

Ordinal Numbers – Порядковые числительные

There are fifteen (15) children coming to Ann's party on the fifteenth (15th) of June.

1	– first (1 st)
2	– second (2 nd)
3	– third (3 rd)
4	– fourth (4 th)
5	– fifth (5 th)
6	– sixth (6 th)
7	– seventh (7 th)
8	– eighth (8 th)
9	– ninth (9 th)
10	– tenth (10 th)
11	– eleventh (11 th)
12	– twelfth (12 th)
13	– thirteenth (13 th)
14	– fourteenth (14 th)
15	– fifteenth (15 th)
16	– sixteenth (16 th)
17	– seventeenth (17 th)
18	– eighteenth (18 th)
19	– nineteenth (19 th)
20	– twentieth (20 th)
21	– twenty-first (21 st)
22	– twenty-second (22 nd)
23	– twenty-third (23 rd)
24	– twenty-fourth (24 th)
25	– twenty-fifth (25 th)
26	– twenty-sixth (26 th)
27	– twenty-seventh (27 th)
28	– twenty-eighth (28 th)
29	– twenty-ninth (29 th)
30	– thirtieth (30 th)
31	– thirty-first (31 st)

МОДУЛЬ 6

Past Simple – Прошедшее простое время

Утверждение	Вопрос
I worked	Did I work?
You worked	Did you work?
He worked	Did he work?
She worked	Did she work?
It worked	Did it work?
We worked	Did we work?
You worked	Did you work?
They worked	Did they work?

Отрицание	
Полная форма	Краткая форма
I did not work	I didn't work
You did not work	You didn't work
He did not work	He didn't work
She did not work	She didn't work
It did not work	It didn't work
We did not work	We didn't work
You did not work	You didn't work
They did not work	They didn't work

Утвердительная форма

- Прошедшее простое время правильных глаголов образуется путем прибавления **-ed** к начальной форме смыслового глагола.
Kate visited her granny yesterday.

Отрицательная форма

- Отрицательные предложения строятся с помощью вспомогательного глагола **did not (didn't)** и **смыслового глагола** без **-ed**.
She didn't play the violin on Sunday.

Вопросительная форма

- Вопросительные предложения строятся с помощью вспомогательного глагола **did** + **подлежащее** + **смысловый глагол** без **-ed**.
Did she help her mother last night?

Краткие ответы

- В кратких ответах используется **Yes** или **No**, личное местоимение (*I, you, he* и др.) и глагол **did**.

- Did you go? — Yes, I /we did.
No, I/we didn't.
- Did he/she/it go? — Yes, he/she/it did.
No, he/she/it didn't.
- Did they go? — Yes, they did.
No, they didn't.

Правила правописания

- К глаголам, оканчивающимся на **-e**, добавляется только **-d**.
dance — *We danced all night.*
- В глаголах, оканчивающихся на **согласную + y**, **y** заменяется на **i** и добавляется **-ed**.
study — *She studied for her test yesterday.*
- В глаголах, оканчивающихся на **-l**, эта буква **l** удваивается и добавляется **-ed**.
travel — *She travelled to Scotland when she was a student.*
- В односложных глаголах с кратким гласным между двумя согласными удваивается последняя согласная и добавляется **-ed**.
plan — *He planned this party months ago.*
clap — *The seals clapped because they were hungry.*

Произношение

Окончание **-ed** произносится как:

- /t/ после глухих согласных (кроме t):
washed, worked
- /d/ после гласных и звонких согласных (кроме d):
opened, played
- /ɪd/ после букв **t, d**:
wanted, visited

Употребление

- **Past Simple** употребляется, когда речь идет о действиях, которые происходили в прошлом (см. указатели времени (сигналы) в Модуле 5).

МОДУЛЬ 7

Past Simple (irregular verbs) — Неправильные глаголы

- Прошедшее простое время неправильных глаголов образуется не путем прибавления **-ed**, а другими способами, например: *go* — *went*, *see* — *saw*, *make* — *made*, *have* — *had*.
They had a lot of fun yesterday.

- Вопросительные и отрицательные предложения строятся при помощи **did/did not** и основной формы смыслового глагола.
Did he go surfing last week?
He didn't see this film yesterday.

Superlatives — Превосходная степень прилагательных

Прилаг.	Сравни. степень	Превосх. степень
tall	taller	tallest
tasty	tastier	tastiest
fat	fatter	fattest
interesting	more interesting	most interesting

- Односложные и двусложные прилагательные, оканчивающиеся на **согласную** или на **-y**, образуют превосходную степень путем добавления **-est**.
fast — *faster* — *fastest*
- Многосложные и некоторые двусложные прилагательные образуют превосходную степень при помощи **most**.
beautiful — *more beautiful* — *most beautiful*

Правила правописания

- К односложным прилагательным, оканчивающимся на **-e**, в превосходной степени добавляется **-st**.
nice — *nicest*; *late* — *latest*
- В прилагательных, оканчивающихся на **согласную + y**, **y** заменяется на **i** и добавляется **-est**.
happy — *happier* — *happiest*
- У односложных прилагательных, оканчивающихся на **краткую гласную + согласная**, эта согласная удваивается и добавляется **-est**.
big — *bigger* — *biggest*

Исключения

Прилаг.	Сравни. степень	Превосх. степень
good	better	best
bad	worse	worst

Употребление

- **The + превосходная степень + of/in** употребляется для сравнения трех и более людей или предметов.

*He is the shortest of all.
He is the shortest in the class.*

МОДУЛЬ 8

Be Going To (собираться, намереваться)

Утверждение
I am going to swim You are going to swim He is going to swim She is going to swim It is going to swim We are going to swim You are going to swim They are going to swim
Отрицание
Полная форма
I am not going to swim You are not going to swim He is not going to swim She is not going to swim It is not going to swim We are not going to swim You are not going to swim They are not going to swim
Краткая форма
I'm not going to swim You aren't going to swim He isn't going to swim She isn't going to swim It isn't going to swim We aren't going to swim You aren't going to swim They aren't going to swim
Вопрос
Am I going to swim? Are you going to swim? Is he going to swim? Is she going to swim? Is it going to swim? Are we going to swim? Are you going to swim? Are they going to swim?

Утвердительная форма

- Утвердительные предложения образуются при помощи глагола **to be** (*am, is, are*) + **going to** + **основная форма смыслового глагола**.

He is going to watch a film tonight.

Отрицательная форма

- Отрицательные предложения образуются при помощи частицы **not**, которая ставится после глагола **to be**.

He is not going to watch a film tonight.

Вопросительная форма

- Вопросительные предложения образуются при помощи глагола **to be**, который ставится перед подлежащим.

Is he going to watch a film tonight?

Употребление

- **Be going to** употребляется, когда речь идет о планах и намерениях на ближайшее будущее.

I am going to go to a party.

Future Simple (will) – Будущее простое время

Утверждение	
Полная форма	Краткая форма
I will travel	I'll travel
You will travel	You'll travel
He will travel	He'll travel
She will travel	She'll travel
It will travel	It'll travel
We will travel	We'll travel
You will travel	You'll travel
They will travel	They'll travel
Отрицание	
Полная форма	Краткая форма
I will not travel	I won't travel
You will not travel	You won't travel
He will not travel	He won't travel
She will not travel	She won't travel
It will not travel	It won't travel
We will not travel	We won't travel
You will not travel	You won't travel
They will not travel	They won't travel

Вопрос

Will I travel?
 Will you travel?
 Will he travel?
 Will she travel?
 Will it travel?
 Will we travel?
 Will you travel?
 Will they travel?

Утвердительная форма

- Утвердительные предложения образуются при помощи вспомогательного глагола **will** + начальная форма смыслового глагола.

He will watch a video.

Отрицательная форма

- Отрицательные предложения образуются при помощи частицы **not**, которая ставится после глагола **will**.

He will not/won't visit his cousin.

Вопросительная форма

- Вопросительные предложения образуются при помощи глагола **will** + подлежащее + основная форма смыслового глагола.

Will he go to school today?

Краткие ответы

- В кратких ответах используется только личное местоимение и вспомогательный глагол **will/won't**.

Will you eat? — Yes, I will. Yes, we will.
 No, I won't./No, we won't.

Will he/she/it eat? — Yes, he/she/it will.
 No, he/she/it won't.

Will they eat? — Yes, they will.
 No, they won't.

Употребление

- Future Simple** употребляется, когда речь идет:
 - о предсказаниях будущих событий.
You will be a great teacher one day.
 - об обещаниях или решениях, принятых в момент речи.
I'll buy you a new car.

Указатели времени (сигналы), употребляемые с **Future Simple**: *tomorrow, next week/month/year, soon* и др.

Question words — Вопросительные слова

- Мы употребляем вопросительные слова, чтобы получить конкретную информацию (время, место, причина и т. д.).
- К вопросительным словам относятся слова, начинающиеся на **wh-** (**who, what, where, when, why**) и **how**.

Who: Кто

Who phoned you yesterday?

What: Что

What did they buy?

Where: Где, куда

Where is the cinema?

Where are you going to go in summer?

When: Когда

When did she speak to him?

Why: Почему

Why did you visit him?

How: Как

How did they find me?

Consonants	
/p/ <u>p</u> ostman	/ʃ/ <u>sh</u> y
/b/ <u>b</u> adminton	/ʒ/ <u>u</u> sually
/d/ <u>d</u> ream	/h/ <u>h</u> ockey
/t/ <u>t</u> ennis	/tʃ/ <u>ch</u> erry
/k/ <u>k</u> ey	/dʒ/ <u>j</u> ar
/g/ <u>g</u> uitar	/m/ <u>m</u> onkey
/f/ <u>f</u> un <u>f</u> air	/n/ <u>n</u> urse
/v/ <u>v</u> olley <u>v</u> all	/ŋ/ <u>ng</u> ry
/θ/ <u>th</u> eatre	/w/ <u>w</u> ee <u>w</u>
/ð/ <u>th</u> ose	/r/ <u>r</u> ide
/s/ <u>s</u> alt	/l/ <u>l</u> emon
/z/ <u>z</u> oo	/j/ <u>y</u> esterday

Vowels and diphthongs	
/ɪ/ <u>i</u> slim	/ɔ:/ <u>o</u> tall
/e/ <u>e</u> vet	/u:/ <u>u</u> cool
/æ/ <u>a</u> sqd	/ɜ:/ <u>ir</u> st
/ɒ/ <u>o</u> spital	/eɪ/ <u>ea</u> tion
/ʌ/ <u>u</u> tt <u>er</u>	/aɪ/ <u>ai</u> ving
/ə/ <u>wa</u> it <u>er</u>	/ɔɪ/ <u>oi</u> l
/ʊ/ <u>oo</u> d	/oʊ/ <u>ow</u>
/ɪ/ <u>s</u> ix <u>t</u> y	/aʊ/ <u>ou</u> d
/i:/ <u>ee</u> ns	/eə/ <u>ea</u> re
/ɑ:/ <u>a</u> st	/ɪə/ <u>re</u> ally

Word List

Starter Unit

activity /æktɪvɪti/ деятельность
back together /bæk təgeðə/ снова вместе
feel /fi:l/ чувствовать
hope /həʊp/ надеяться
join /dʒɔɪn/ присоединяться
remember /rɪməmbə/ помнить
same /seɪm/ так же, такой же

Module 1

Unit 1: One big happy family!

camera /kæmərə/ фотоаппарат
CD /si: di:/ компакт-диск
friendly /frendli/ дружелюбный
glove /glʌv/ перчатка
guitar /gɪtɑ:/ гитара
hairbrush /heə'brʌʃ/ расческа
key /ki:/ ключ
kind /kaɪnd/ добрый
mobile phone /məʊbaɪl fəʊn/ мобильный телефон
roller blades /rəʊlə'bleɪdz/ роликовые коньки
slim /slɪm/ стройный
sporty /spɔ:ti/ спортивный
vet /vet/ ветеринар
watch /wɒtʃ/ часы
What does he look like? /'wɒt dəz hi lʊk laɪk/ Как он выглядит?
What's he like? /'wɒts hi laɪk/ Какой у него характер?

Unit 2: My best friend!

best friend /best frend/ лучший друг
both /bəʊθ/ оба
crew /kru:/ команда
dive /daɪv/ нырять
glue /glu:/ клей

play the violin /pleɪ ðə vaɪəlɪn/ играть на скрипке
plump /plʌmp/ полный, пухлый
quite /kwaɪt/ довольно
skate /skeɪt/ кататься на коньках
ski /ski:/ кататься на лыжах
sound /saʊnd/ звук
stick together /stɪk təgeðə/ держаться вместе
surf /sɜ:f/ заниматься серфингом

Module 2

Unit 3: The Animal Hospital

always /ɔ:lweɪz/ всегда
bake /beɪk/ печь
baker /beɪkə/ пекарь, булочник
baker's /beɪkəz/ булочная
carry /kæri/ носить
clean /kli:n/ убирать(ся)
curtain /kɜ:tɪn/ штора
fix /fɪks/ чинить, ремонтировать
garage /gæɪdʒ/ гараж
go shopping /gəʊ ʃɒpɪŋ/ ходить по магазинам
greengrocer /grɪŋgrouəsə/ продавец овощей и фруктов
greengrocer's /grɪŋgrouəsəz/ овощной магазин
hospital /hɒspɪtəl/ больница
injection /ɪndʒekʃn/ укол
mechanic /mɪkænik/ механик
never /nevə/ никогда
nurse /nɜ:s/ медсестра
play sports /spɔ:ts/ заниматься спортом
post office /pəʊst ɒfɪs/ почта
postman /pəʊstmən/ почтальон
serve /sɜ:v/ подавать на стол, обслуживать
sick /sɪk/ больной

sometimes /sʌmtaɪmz/ иногда
 station /steɪʃn/ вокзал
 usually /juːʒuəli/ обычно
 waiter /weɪtə/ официант
 wake (up) /weɪk ʌp/ просыпаться
 wash the dishes /wɒʃ ðə dɪʃɪz/ мыть посуду

Unit 4: Work and play!

badminton /bædmɪntən/ бадминтон
 baseball /beɪsbɔːl/ бейсбол
 doctor /dɒktə/ врач
 free time /friː taɪm/ свободное время
 hockey /hɒki/ хоккей
 meal /miːl/ еда
 month /mʌnθ/ месяц
 parcel /pɑːsəl/ посылка
 pay /peɪ/ платить
 police officer /pəliːs ɒfɪsə/ полицейский
 polite /pəlaɪt/ вежливый
 postcard /pəʊstkaːd/ почтовая открытка
 sports centre /spɔːts sentə/ спортивный центр
 surprise /səˈpraɪz/ сюрприз
 volleyball /vɒlibɔːl/ волейбол
 wait /weɪt/ ждать
 week /wiːk/ неделя
 whistle /ˈwɪzəl/ свистеть

Module 3

Unit 5: Pirate's fruit salad!

basket /bʌskɪt/ корзина
 beans /biːnz/ бобы, горох
 butter /bʌtə/ масло
 coconut /kəʊkənʌt/ кокос
 easy /iːzi/ легкий, простой
 flour /flaʊə/ мука
 It's your turn /ɪts jɔː tɜːn/ теперь твоя очередь

lemon /lemən/ лимон
 make sure /meɪk ʃʊə/ убедись
 mango /mæŋɡoʊ/ манго
 olive oil /ˈɒlɪv ɔɪl/ оливковое масло
 pass /pɑːs/ передавать
 pepper /pepə/ перец
 pineapple /paɪnæpəl/ ананас
 put /pʊt/ класть
 salt /sɔːlt/ соль
 sugar /ʃʊɡə/ сахар
 tasty /teɪsti/ вкусный
 tomato /təməʊtoʊ/ помидор
 treat /triːt/ угощение, угощать

Unit 6: Make a meal of it!

bar /bɑː/ плитка (шоколада)
 barbecue /bɑːˈbɪkjʊ/ барбекю
 beef /biːf/ говядина
 bottle /bɒtəl/ бутылка
 carton /kɑːtɪn/ пакет
 cherry /tʃeri/ вишня
 cookie /kʊki/ печенье
 dairy /deəri/ молочный
 French fries /frentʃ fraɪz/ картофель фри
 jar /ʃɑː/ банка
 kilo /kiːloʊ/ килограмм
 lamb /læm/ мясо молодого барашка
 loaf /loʊf/ батон, буханка
 onion /ˈɒnjən/ лук
 packet /pækɪt/ коробочка, пакет, пачка
 paella /paɪəljə/ паэлья (испанское блюдо)
 snack /snæk/ закуска
 sushi /suːʃi/ суши
 taste /teɪst/ пробовать
 tin /tɪn/ жестяная банка
 world /wɜːld/ мир
 yogurt /jɒɡət/ йогурт

Module 4**Unit 7: Funny animals!**

cookery book /kʊkəri bʊk/ кулинарная книга

giraffe /dʒɪrɑːf/ жираф

lazy /leɪzi/ ленивый

lunchtime /lʌntʃtaɪm/ время обеда

seal /siːl/ тюлень

zoo /zuː/ зоопарк

Unit 8: Wild about animals!

a whale of a time /ə 'weɪl əv ə taɪm/ особенно приятное время

amazing /əmeɪzɪŋ/ удивительный

carnivore /kɑːnɪvɔː/ плотоядное животное

cuckoo /kʊkuː/ кукушка

elephant seal /ɛlɪfənt siːl/ морской слон

herbivore /hɜːbɪvɔː/ травоядное животное

journey /dʒɜːni/ путешествие

omnivore /ɒmnɪvɔː/ всеядное животное

panda /pændə/ панда

passport /pɑːspɔːt/ паспорт

plant /plɑːnt/ растение

rubbish /rʌbɪʃ/ мусор

suitcase /suɪtkes/ чемодан

ticket /tɪkɪt/ билет

Module 5**Unit 9: Tea party!**

delicious /dɪlɪʃəs/ очень вкусный

yesterday /jestə'deɪ/ вчера

Unit 10: All our yesterdays!

angry /æŋɡri/ злой

bored /bɔːd/ скучающий

dream /driːm/ сон, мечта

calendar /kælɪndə/ календарь

dancer /dɑːnsə/ танцор

scared /skeəd/ испуганный

tired /taɪəd/ уставший

Module 6**Unit 11: The Hare and the Tortoise**

finish line /fɪnɪʃ laɪn/ финишная линия

hare /heə/ заяц

pass /pɑːs/ проходить

soon /suːn/ скоро

Unit 12: Once upon a time!

beanstalk /biːnstɔːk/ бобовый стебель

bumblebee /bʌmb'lbiː/ шмель

discover /dɪskʌvə/ обнаруживать

saxophone /sæksəfoʊn/ саксофон

Module 7**Unit 13: The best of times!**

camel /kæməl/ верблюд

dinosaur /daɪnəsɔː/ динозавр

funfair /fʌnfɛə/ ярмарка с аттракционами

Unit 14: Magic moments!

drum /drʌm/ барабан

loud /laʊd/ громкий

shy /ʃaɪ/ застенчивый, робкий

trumpet /trʌmpɪt/ труба

Module 8**Unit 15: Good times ahead!**

go camping /ɡoʊ kæmpɪŋ/ отдыхать на природе в палатках

go to the lake /ɡoʊ tə ðə leɪk/ ходить/ездить на озеро

go to the mountains /gəʊ tə ðə maʊntɪnz/
ходить/ездить в горы
go to the seaside /gəʊ tə ðə siːsaɪd/ ездить
на море

Unit 16: Hello, sunshine!

boots /buːts/ ботинки, сапоги
cloudy /klaʊdi/ облачный
Coliseum /kɒlɪsɪːəm/ Колизей
flippers /flɪpəz/ ласты
rainy /reɪni/ дождливый
sleeping bag /slɪpɪŋ bæɡ/ спальный
мешок
sunglasses /sʌŋɡləːsɪz/ солнечные очки
swimming trunks /swɪmɪŋ trʌŋks/ плавки
swimsuit /swɪmsuːt/ купальник
tent /tent/ палатка

Goldilocks and the Three Bears

break a rule /breɪk ə ruːl/ нарушать
правило
check /tʃek/ проверять
curl /kɜːl/ завиток
fair /feə/ честный, справедливый
golden /ɡəʊldən/ золотистый
horrid /hɒrɪd/ страшный, ужасный
in a hurry /ɪn ə ˈhʌrɪ/ в спешке
inside /ɪnsaɪd/ внутри
knock /nɒk/ стучать
luck /lʌk/ удача
mine /maɪn/ мой
mistake /mɪsteɪk/ ошибка
naughty /nɔːti/ непослушный
never mind /nevə maɪnd/ неважно, не
беда
oats /əʊts/ овес
on my way /ɒn maɪ weɪ/ по пути
outside /aʊtsaɪd/ снаружи
porridge /pɒrɪdʒ/ каша

pot /pɒt/ горшок
remind /rɪmaɪnd/ напоминать
return /rɪtʒːn/ возвращаться
share /ʃeə/ делиться
soft /sɒft/ мягкий
tune /tjuːn/ мелодия
wood /wʊd/ лес
worry /wʌrɪ/ беспокоиться

Cultural Sections on English-speaking Countries

1. English-speaking countries of the world

capital (city) /kæpɪtəl sɪti/ столица

2. A day in my life!

for a while /fɔː ə ˈwaɪl/ на время
is called /ɪz kɔːld/ называется
project /prɒdʒekt/ проект

3. What's for pudding?

almost /ɔːlmoʊst/ почти
at least /ət liːst/ по крайней мере
bread pudding /bred ˈpuːdɪŋ/ пудинг
dessert /dɪzɜːt/ десерт
dinner /dɪnə/ ужин
follow /fɒləʊ/ следовать
ingredients /ɪŋɡrɪˈdɪənts/ ингредиенты,
состав
jam tart /dʒem tɑːt/ пирог с джемом
lemon meringue /lemən məˈrɪŋɡu/
лимонная меринга
simple /sɪmpəl/ простой

4. A walk in the wild

fun-loving /fʌn lʌvɪŋ/ веселый
hug /hʌɡ/ обнимать
river /rɪvə/ река

5. Birthday wishes!

balloon /bə'lu:n/ воздушный шар

birthday boy /bɜ:θdeɪ bɔɪ/ именинник

birthday girl /bɜ:θdeɪ ɡɜ:l/ именинница

6. The story behind the rhyme

fleece /fli:s/ овечья шерсть

lamb /læm/ овечка, ягненок

pull down /pʊl daʊn/ разрушать, сносить

7. Alton Towers

brilliant /brɪljənt/ замечательный

it is worth it /ɪt ɪz wɜ:θ ɪt/ это того стоит

ride /raɪd/ аттракцион, поездка

rollercoaster /rɒlə'kəʊstə/ американские горки

theme park /θi:m pɑ:k/ тематический парк развлечений

young /jʌŋ/ молодой

8. Florida fun!

rest /rest/ отдых

sandy /sændi/ песочный

Arthur & Rascal

bark /bɑ:k/ лаять

busy /bɪzi/ занятой

celebrate /selɪbreɪt/ праздновать

fast food /fɑ:st fu:d/ еда, которая быстро готовится (сосиски, пицца и т. п.)

hate /heɪt/ ненавидеть

hungry /hʌŋɡri/ голодный

kitten /kɪt'n/ котенок

programme /prə'ɡræm/ программа

scary film /skeəri fɪlm/ фильм ужасов

Special Days!

resolution /rezə'ljʊʃn/ решение

April Fool's Day /eɪprɪl fu:lz deɪ/ День первого апреля (праздник шуток и розыгрышей)

throw /θrəʊ/ бросать

Spotlight on Russia

1. Russian millionaire cities

church /tʃɜ:ʃ/ церковь, храм

millionaire /mɪljənɪə/ миллионер

monument /mɒnjumənt/ памятник

sight /saɪt/ достопримечательность

2. What Russian children want to be

astronaut /æstrɒnɔ:t/ астронавт, космонавт

scientist /saɪəntɪst/ ученый

spaceship /speɪsʃɪp/ космический корабль

3. What would you like for your tea?

cheap /tʃi:p/ дешевый

hiking /haɪkɪŋ/ поход

last a long time /lɑ:st ə lɒŋ taɪm/ храниться долго

oval /əʊvəl/ овальный

4. Animals need our help!

adopt /ədɒpt/ усыновлять, удочерять

bison /baɪs'n/ зубр

donate /dəʊneɪt/ жертвовать, дарить

national park /næʃənəl pɑ:k/ национальный парк

raise /reɪz/ растить

reserve /rɪzɜ:v/ заповедник

save /seɪv/ спасать

5. The Day of the City

carnival /kɑː'nɪvəl/ карнавал
 competition /kəm'pi:tɪʃən/ соревнование
 decoration /deɪkə'reɪʃən/ украшение
 fireworks /faɪə'wɜːks/ фейерверк, салют
 parade /pə'reɪd/ парад
 street performer /stri:t pə'fɔːmə/ уличный артист

6. The world of fairy tales

character /kæ'rɪktə/ персонаж
 geese /giːs/ гуси
 thief /θiːf/ вор
 wolf /wʊlf/ волк

7. The days we remember

diploma /dɪ'plɒmə/ диплом
 pancake /'pæŋkeɪk/ блин
 performance /pə'fɔːməns/ представление

8. Travelling is fun

travel /træ'vəl/ путешествовать
 diary /daɪəri/ дневник

Months

April /eɪprɪl/ апрель
 August /ɔːgəst/ август
 December /dɪ'sembə/ декабрь
 February /feɪbjʊəri/ февраль
 January /dʒænjʊəri/ январь
 July /dʒulaɪ/ июль
 June /dʒuːn/ июнь
 March /mɑːtʃ/ март
 May /meɪ/ май
 November /nəʊvembə/ ноябрь
 October /ɒktoʊbə/ октябрь
 September /septembə/ сентябрь

Numbers

eighty /eɪti/ восемьдесят
 first /fɜːst/ первый
 hundred /hʌndrəd/ сто
 ninety /naɪnti/ девяносто
 second /sekənd/ второй
 seventy /sevnti/ семьдесят
 sixty /sɪksti/ шестьдесят
 third /θɜːd/ третий

Geographical Names and Nationalities

Athens /æθɪnz/ Афины
 Australia /ə'streɪliə/ Австралия
 Canada /kænədə/ Канада
 China /tʃaɪnə/ Китай
 England /ɪŋɡlənd/ Англия
 Florida /flɒrɪdə/ Флорида
 France /frɑːns/ Франция
 Germany /dʒɜːməni/ Германия
 Greece /grɪs/ Греция
 Ireland /aɪələnd/ Ирландия
 Italian /ɪtæliən/ итальянский
 Italy /ɪtəli/ Италия
 Japan /dʒə'reɪn/ Япония
 Japanese /dʒæ'reɪniːz/ японский
 London /lʌndən/ Лондон
 Madrid /mədrɪd/ Мадрид
 Mexico /meksɪkoʊ/ Мексика
 Moscow /mɒskoʊ/ Москва
 New Zealand /njuː ziːlənd/ Новая Зеландия
 Paris /pæris/ Париж
 Poland /pəʊlənd/ Польша
 Portugal /pɔːtʃʊgəl/ Португалия
 Rome /roʊm/ Рим
 Russia /rʌʃə/ Россия
 Russian /rʌʃən/ русский, российский
 Scotland /skɒtlənd/ Шотландия
 Spain /speɪn/ Испания
 Turkey /tɜːki/ Турция

Useful English

Bon voyage! /bɒn vɔɪʒ/ Счастливого
пути!

Congratulations! /kɒŋgrætʃuleɪʃnz/
Поздравляю!

Excuse me, where's ... ? /ɪkskjuz mi
ˈweəz/ Извините, где находится ...?

Happy New Year! /hæpi njuː jɪə/ С Новым
годом!

Nice to meet you. /naɪs tə mi:t ju/ Рад с
Вами познакомиться.

See you later. /siː juː leɪtə/ Увидимся./
Пока.

Thank you. /θæŋk ju/ Спасибо. —
You're welcome. /juː wɛlkəm/
Пожалуйста.

Instructions

Introduce yourself to someone new.

Представься
незнакомому человеку.

Read and choose. Then act out.

Прочитай и выбери.
Затем разыграй сценку.

Ask your friends! Find someone who...

Спроси своих друзей!
Найди кого-либо, кто...

How good is your memory?

Проверь свою память.

Match the sounds to the pictures.

Соотнеси звуки с картинками.

Who says what? Look, read and match.

Кто это сказал? Посмотри, прочитай и найди соответствия.

Put the words in the right column.

Помести слова в правильную колонку.

Read and choose the correct answer.

Прочитай и выбери правильный ответ.

Replace the words in bold to make your own poem.

Замени выделенные слова, чтобы написать свое стихотворение.

Design a card for a special occasion for a friend or a relative.

Сделай открытку для друга или родственника по поводу какого-нибудь события.

There is one wrong word in each sentence. Correct it.

В каждом предложении одно слово неверно. Исправь его.

Read and say which of the words in bold you can see in the picture.

Какие из выделенных слов ты видишь на картинке? Прочитай и скажи.

Noughts and crosses. Let's play!

Крестики-нолики. Давайте поиграем!

Read and put the paragraphs in the correct order.

Прочитай и расставь абзацы в правильном порядке.

Read the words and name the silent letter.

Прочитай слова и назови произносимые буквы.

Read and match the captions to the pictures.

Прочитай и соотнеси картинки и подписи.

Spotlight 4



ISBN 978-5-09-016282-1



9 785090 162821 >



Express Publishing



ПРОСВЕЩЕНИЕ
ИЗДАТЕЛЬСТВО